

21<sup>st</sup>  
annual report

AmerInst  
Insurance  
Group, Ltd.

*Protection for Generations of CPA Firms*

## corporate profile

**AmerInst Insurance Group, Ltd.** (“AmerInst” or “the Company”) is a Bermuda corporation organized in July 1998. AmerInst is an insurance holding company with three principal subsidiaries: AmerInst Insurance Company, Ltd., AmerInst Investment Company, Ltd., and AmerInst Mezco, Ltd. AmerInst Insurance Company, Ltd. reinsures accountants’ professional liability insurance policies. Most of the shareholders of AmerInst are CPAs or with CPA firms. AmerInst is a company that provides availability of insurance for the CPA profession, and that engages in investment activities.

## directors

### **Irvin F. Diamond**

CPA  
Senior Principal  
REDW Business & Financial  
Resources, LLC

### **Jeffrey I. Gillman**

CPA  
President  
Gillman & Shapiro, P.A.

### **Stuart H. Grayston**

President  
USA Risk Group (Bermuda), Ltd.

### **David R. Klunk**

CPA  
Partner  
Philip R. Friedman and  
Associates LLP

### **Jerome A. Harris**

CPA  
Managing Partner  
Harris Consulting Group, LLC  
Partner  
The Pivotal Factor, LLC

### **Ronald S. Katch**

CPA  
Managing Partner  
Katch, Tyson & Company, CPAs

### **Thomas P. Lillie**

CPA  
Principal  
Lewis and Knopf

### **John T. Schiffman**

CPA  
President  
Schiffman, Paul & Dattilio, P.C.

### **David N. Thompson**

CEO  
E-Insure Services, Inc.

## officers

### **Chairman**

**Irvin F. Diamond**

### **Vice Chairman**

**Jerome A. Harris**

### **President**

**Stuart H. Grayston**

### **Vice President and Treasurer**

**Thomas McMahon**

### **Secretary**

**Waterstreet Corp Services Ltd.**

### **Assistant Secretary**

**David N. Thompson**

# Chairman's Report

## my fellow shareholders ...

Our company continued to realize premium growth in 2008 in spite of dramatic changes in financial markets that reshaped the insurance industry. Although it was a tough year for our investment portfolio, we are pleased to report that by maintaining our conservative loss reserving policy, we held our losses to a minimum.

We are in the process of making some difficult decisions regarding CNA exercising its option to terminate our business relationship as reinsurers for the AICPA-sponsored liability insurance plan. We will discuss these negotiations later in this report. Currently, the Board is exploring new business opportunities, which we will share with you when we have reached a conclusion. While we are making significant progress in our investigations, we have nothing specific to report at this time. AmerInst continues to reinsure a portion of the CAMICO program.

In the year ahead, we will be carefully reviewing our expense policies, with a watchful eye toward cost reduction. We are sensitive to the loss of shareholder value in recent months and remain committed to our vision of offering protection to present and future generations of accounting professionals. Our goal is to make a difference in serving their needs.

### Strength in our Ratings

For 14 consecutive years AmerInst was rated A- (Excellent) by A. M. Best Company, a global full-service credit rating agency dedicated to serving the financial services industry. In April 2009, A. M. Best Company modified our rating as follows: "A- under review with negative implications" because of the change in our relationship with CNA. We currently maintain a conservative underwriting leverage position which has been better than our peer comparisons and our reserves are invested in high grade debt securities and listed equities with an emphasis on conserving principal. For a copy of A. M. Best's Annual Rating Report, visit [www.ambest.com](http://www.ambest.com) or contact us at [amerinst@vim.usarisk.com](mailto:amerinst@vim.usarisk.com).

### Dividends and Financial Benefits

For the first time in six years, the company had an unprofitable year which was due to losses in our marketable securities portfolio. Deteriorating market conditions resulted in a loss per share in 2008 of (\$.85), which compared to an income per share of \$4.05 in 2007.

In 2008 the company paid its regular annual dividends of \$.94 per share. Your Board deliberated and decided it was in the best interests of our shareholders to continue to pay a semi-annual dividend of \$.47 per share in March 2009. Realizing that the company is entering a new phase in 2009, your Board will continue

to evaluate the required levels of surplus in order to balance the objectives of paying future dividends versus accumulating adequate net worth required to support future business strategies.

In 1987 our original shareholders invested \$8.33 per adjusted share of outstanding stock. That investment has increased to a value of \$27.85 per share at December 31, 2008. Our dividend payments since the time of your original investment have nearly doubled that original investment and amounted to approximately \$16.00 per share in cumulative dividends. For those original investors who helped to launch AmerInst in 1987, your investment has resulted in an effective annual rate of return, when measured in a total return calculation, of 9.89% over the past 21 years.

AmerInst continues its standing policy of buying back shares at our annual year-end book value (\$27.85 at December 31, 2008) from shareholders who are deceased, retired or become disabled during the year.

### CNA Agreement

CNA and AmerInst are in the process of completing negotiations ending our 16-year relationship in the AICPA-sponsored professional liability insurance program. Both companies have agreed that the treaty relationship effectively terminated as of December 31, 2008. This is the termination date that your Board believes is most beneficial for AmerInst because we will not be enmeshed in partial year treaty relationships. In addition, we are negotiating the commutation of prior years' undetermined and unpaid liabilities whereby CNA will assume responsibility for these losses in exchange for a payment of some of the reserves which the company had previously set aside. We will notify you if and when we have a definitive agreement and we can disclose the financial implications.

As I report to you in this letter, these negotiations are proceeding in an orderly manner. Because of the necessity to provide you with our annual report on an SEC-mandated time schedule, we cannot report the final outcome of these negotiations in this letter. When the termination process is resolved and properly documented, we will report these arrangements by filing a Form 8-K and mailing you additional explanatory information. We intend to provide a complete report at our shareholders annual general meeting, which will be held on June 11, 2009 in Southampton, Bermuda.

### Community Relations Program

In 2005, AmerInst created a community relations program to recognize CPA state societies that have made beneficial investments in their communities or for our profession. The 2009 winners are Florida and North Dakota. Prior honorees who have received a \$5,000 grant have been Kentucky, Ohio, New Hampshire, Michigan, Montana and Washington. Giving back to the CPA community and the accounting profession are important goals that will remain within our business plans.

# Chairman's Report

## Composition of the Board of Directors

Going forward, the directors have decided to reduce the size of the Board. In 2009, the Board will consist of seven directors, six of whom are CPAs.

Ron Katch, who is our immediate past Chairman, will not be standing for re-election at the annual general meeting. As one of our original Board members, Ron had the foresight and wisdom to help create AmerInst. His five decades of experience as a practicing CPA have been invaluable as he shepherded AmerInst's growth over the last two decades. We will miss his commitment and dedication.

John Schiffman, who joined the Board in 2003, will also not stand for re-election. For the past five years he has led the shareholder and public relations committee.

We thank both Ron and John for their contributions and the integral role they have played in the success of our company.

## A Defining Year in 2009

Historical patterns indicate that malpractice claims against CPA firms begin to increase after catastrophic events have occurred in the U.S. domestic financial markets. The Board anticipates that the financial turmoil that occurred in the year 2008 will most likely lead to significant increases in CPA malpractice claims in the near future. This future hard market may not be as complex or harrowing as the one which occurred in the 1980s. It has been more than two decades since the insurance markets behaved in such an erratic manner and we hope that our current markets will not repeat that behavior. Nevertheless, as AmerInst

enters calendar year 2009, our goal is to continue to strive to operate a conservatively driven financial services company that will offer products for the protection of CPA firms.

It has been a pleasure to serve in my second year as Chairman of the Board. All of my fellow Board members acknowledge and appreciate the foresight of our original shareholders when they invested in AmerInst in 1987. Your leadership is thoroughly committed to providing protection for generations of CPA firms and returning the company to a position in 2009 and beyond where we can continue to enhance the value of your AmerInst investment.

Thank you for your patience, support and continued confidence in our company. You have my commitment, as a team working together, that we will remain focused on creating shareholder value. I welcome your questions and comments. Please contact me at (505) 998-3205 or [irvdiamond@redw.com](mailto:irvdiamond@redw.com) if you would like to share your observations and feedback with the AmerInst Board of Directors.



Irvin F. Diamond, CPA  
Chairman



AmerInst Board members,  
back row, from left:  
David Klunk, Tom Lillie,  
Stuart Grayston,  
David Thompson,  
Ron Katch and  
John Schiffman.  
Seated from left:  
Jerry Harris, Irv Diamond  
and Jeff Gilman.

## Safe Harbor Statement under the Private Securities Reform Act of 1995

Certain statements in this Chairman's Letter are forward-looking statements within the meaning of the Private Securities Litigation Reform Act of 1995 (the "Act"), including but not limited to AmerInst's completion of its investigation of new business opportunities, the amount and timing of future shareholder dividends, the potential future benefits of investing in AmerInst stock, AmerInst's willingness to repurchase shares at book value upon the retirement, disability or death of a shareholder and the successful completion of the commutation negotiations with CNA. Additionally, words such as "may," "believe," "will" and other similar expressions are forward-looking statements within the meaning of the Act. Some or all of the events or results anticipated by these forward-looking statements may not occur. Factors that could cause or contribute to such differences include the limiting of other business opportunities by the current difficult economic conditions, increased competitive pressures and higher than expected losses, unexpected events which require AmerInst to conserve its working capital and the failure to settle the commutation negotiations with CNA or on terms not favorable to AmerInst. Further information about AmerInst's risk factors is contained in its filings with the Securities and Exchange Commission, including the annual report on Form 10-K for the year ended December 31, 2008. AmerInst does not undertake any duty nor does it intend to update the results of these forward-looking statements.

*Protection for Generations of CPA Firms*

# Results for the Year

*We* recorded a net loss of \$633,783 in 2008, compared to net income of \$3,057,600 in 2007.

The decrease in net income from 2007 to 2008 is primarily due to net realized loss on investments of \$4,558,251. Net realized loss on investments includes other than temporary impairment charges of \$5,271,859 in 2008 and \$1,096,246 in 2007. Offsetting the impact of the realized loss is the decrease in losses and loss adjustment expenses primarily due to the reduction of loss reserves by \$4.6 million in 2008 compared to a reduction in loss reserves in 2007 by \$2.8 million. The favorable loss development in both 2008 and 2007 reflected the recognition of better than expected loss emergence in the prior policy years rather than explicit changes to our actuarial assumptions. Due to the uncertainty inherent in the reinsurance policies written by the Company, we have always adopted a conservative policy concerning our loss reserving. An actuarial review and projection is performed for us by our independent actuary as of June 30 and December 31 of each year. We review the actuarial estimates throughout the year for the possible impact on our financial position.

Net premiums earned increased by 4.9% in 2008 to \$8,367,209 from \$7,973,646 in 2007. The increase in net premiums earned during 2008 was due to an adjustment in 2007 for premiums over ceded to AmerInst in prior years under the AICPA Professional Liability Insurance Plan treaty.

Policy acquisition costs result primarily from ceding commissions paid to ceding companies and are contractually determined by reinsurance agreements.

Net investment income includes amounts earned on the Company's investment portfolio and cash equivalents, and dividends on equity investments, net of investment expenses. Net investment income decreased by \$129,211, or 8.0%, in 2008 to \$1,483,173 from \$1,612,384 in 2007. The primary reason for the decrease was the decline in dividend income earned during the year. Net realized loss increased by \$5,479,280 in 2008 to \$4,558,251 from a net realized gain of \$921,029 in 2007. The increase in net realized

loss was due to other than temporary impairment charges of \$5,271,859 in 2008.

Invested assets, including investments, cash and cash equivalents and restricted cash and cash equivalents, decreased by \$9,001,556 or 16.0%, to \$47,238,872 in 2008 compared to \$56,240,428 in 2007. The decrease was primarily due to a decrease in fair values of the investment portfolio. Investment yield of net investment income and net realized gains and losses in 2008 as of December 31 was (5.9%) as compared to 4.5% in 2007, due to the increase in realized loss on investments in 2008. The investment yield of net investment income was 2.9% in 2008 and in 2007, respectively.

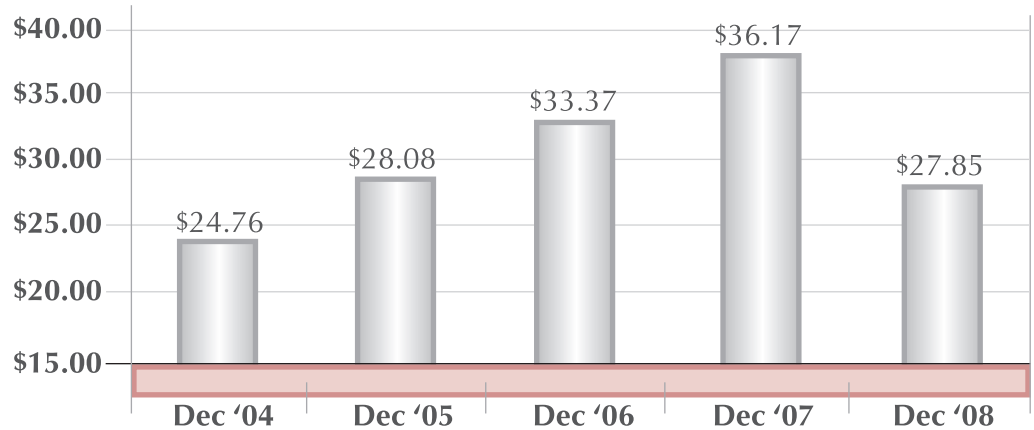
Our losses and loss adjustment expenses decreased by 57.9% to \$1,261,347 in 2008 from \$2,993,065 in 2007. These amounts included favorable development of prior years' estimates of losses and loss adjustment expenses of \$4,553,000 in 2008 and \$2,790,997 in 2007. Our loss ratio, calculated as the ratio of losses and loss adjustment expenses to net premiums earned, was 15.1% in 2008 and 37.5% in 2007.

Total operating and management expenses were \$2,284,767 for 2008 compared to \$2,187,072 for 2007, an increase of \$97,695, primarily due to an increase in director fees and expenses and an increase in management and professional fees.

The book value per share of the Company's outstanding shares at December 31 was \$27.85 per share in 2008 and \$36.17 in 2007. The Company paid dividends during 2008 totaling \$673,514 consisting of semi-annual dividends paid in March and September of \$.47 per share. On February 28, 2009, the Board of Directors declared a semi-annual dividend of \$.47 per share paid on March 31, 2009 to shareholders of record on February 28, 2009. Continuation of our semi-annual dividend payments, in March and September, is subject to the Board's continuing evaluation of our level of surplus compared to our capacity to accept more business. One of the Board's objectives is to build net worth to support future business expansion.

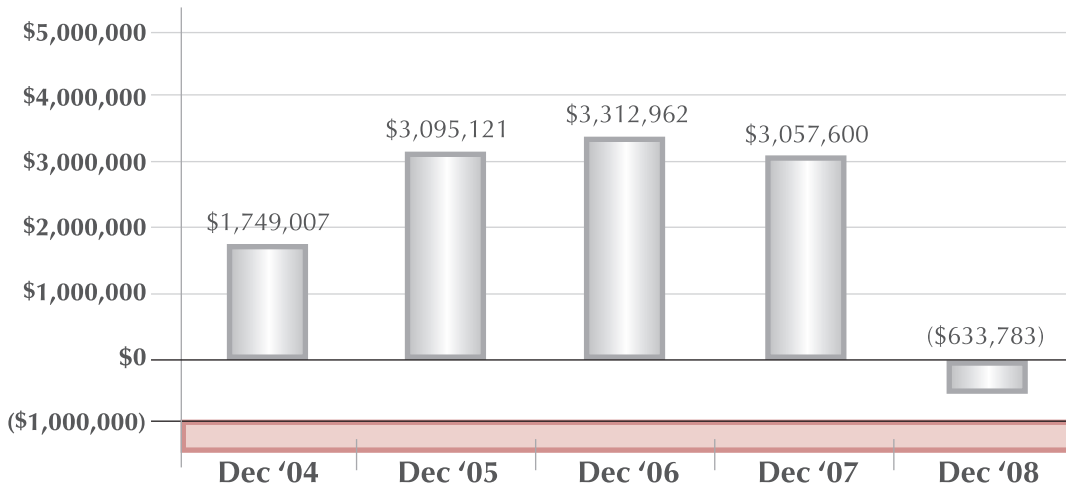
# Results for the Year

## book value per share

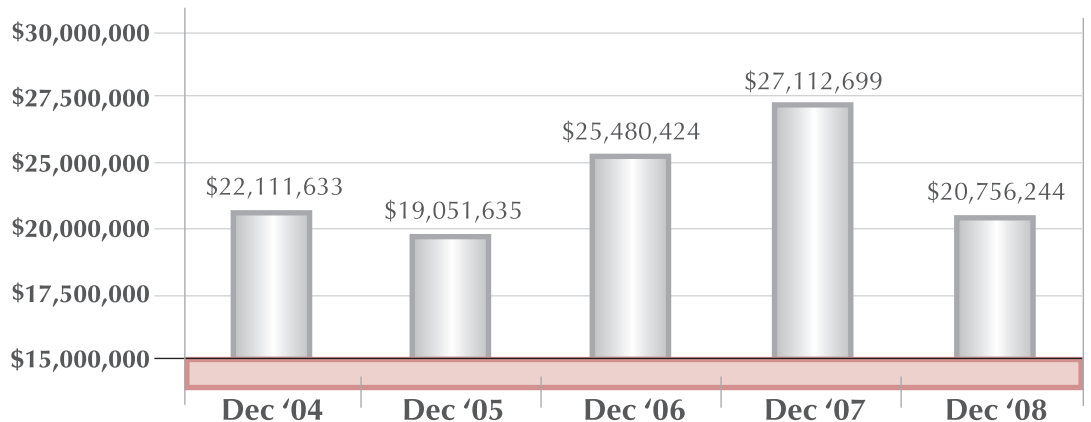


The book value per share amounts have been adjusted retroactively for all periods presented to reflect the share dividend of two shares for every outstanding share which was completed in the second quarter of 2006.

## net income (loss)



## stockholders' equity



UNITED STATES  
SECURITIES AND EXCHANGE COMMISSION

Washington, D.C. 20549

FORM 10-K

(Mark One)

Annual report pursuant to section 13 or 15 (d) of the Securities Exchange Act of 1934  
For the fiscal year ended December 31, 2008

or

Transition report pursuant to section 13 or 15 (d) of the Securities Exchange Act of 1934  
For the transition period from \_\_\_\_\_ to \_\_\_\_\_.

000-28249

(Commission file number)

AMERINST INSURANCE GROUP, LTD.

(Exact Name of Registrant as Specified in its Charter)

BERMUDA

(State or other jurisdiction of  
Incorporation or Organization)

98-0207447

(I.R.S. Employer  
Identification No.)

c/o Cedar Management Limited  
25 Church Street, Continental Building  
P.O. Box HM 1601, Hamilton, Bermuda  
(Address of Principal Executive Offices)

HMGX  
(Zip Code)

(441) 296-3973

(Registrant's telephone number)

Securities registered pursuant to Section 12(b) of the Act: None

Securities registered pursuant to Section 12(g) of the Act:

COMMON SHARES, PAR VALUE \$1.00 PER SHARE

(Title of class)

Indicate by check mark if the registrant is a well-known seasoned issuer, as defined in Rule 405 of the Securities Act. YES  NO

Indicate by check mark if the registrant is not required to file reports pursuant to Section 13 or Section 15 (d) of the Act. YES  NO

Indicate by check mark whether the registrant (1) has filed all reports required to be filed by Section 13 or 15 (d) of the Securities Exchange Act of 1934 during the preceding 12 months (or for such shorter period that the Registrant was required to file such reports) and (2) has been subject to such filing requirements for the past 90 days. YES  NO

Indicate by check mark if disclosure of delinquent filers pursuant to Item 405 of Regulation S-K is not contained herein, and will not be contained, to the best of Registrant's knowledge, in definitive proxy or information statements incorporated by reference in Part III of this Form 10-K or any amendment to this Form 10-K.

Indicate by check mark whether the registrant is a large accelerated filer, an accelerated filer, a non-accelerated filer, or a smaller reporting company. See the definitions of "accelerated filer," "large accelerated filer" and "smaller reporting company" in Rule 12b-2 of the Exchange Act.

Large accelerated filer

Accelerated filer

Non-accelerated filer

Smaller reporting company

(Do not check is a smaller reporting company)

Indicate by check mark whether the registrant is a shell company (as defined in Rule 12b-2 of the Exchange Act). YES  NO

As of March 1, 2009, the registrant had 995,253 common shares, \$1.00 par value per share outstanding. The aggregate market value of the common stock held by non-affiliates of the Registrant as of the last business day of the Registrant's most recently completed second fiscal quarter was \$23,505,218 based on book value as of June 30, 2008.

Documents Incorporated by Reference

Incorporated  
By Reference  
In Part No.

Portions of the Company's Proxy Statement in connection with the Annual General Meeting of Shareholders to be held on June 11, 2009 .....

**AMERINST INSURANCE GROUP, LTD.**

**Annual Report on Form 10-K  
For the year ended December 31, 2008**

**TABLE OF CONTENTS**

	<u>Page</u>
PART I	
Item 1. Business .....	4
Item 1A. Risk Factors .....	10
Item 1B. Unresolved Staff Comments .....	14
Item 2. Properties .....	14
Item 3. Legal Proceedings .....	14
Item 4. Submission of Matters to a Vote of Security Holders .....	14
PART II	
Item 5. Market for Registrant’s Common Equity, Related Shareholder Matters and Issuer Purchases of Equity Securities .....	15
Item 6. Selected Financial Data .....	16
Item 7. Management’s Discussion and Analysis of Financial Condition and Results of Operations .....	16
Item 7A. Quantitative and Qualitative Disclosures about Market Risk .....	29
Item 8. Financial Statements and Supplementary Data .....	30
Item 9. Changes in and Disagreements with Accountants on Accounting and Financial Disclosure .....	46
Item 9A. Controls and Procedures .....	46
Item 9B. Other Information .....	46
PART III	
Item 10. Directors, Executive Officers and Corporate Governance .....	47
Item 11. Executive Compensation .....	47
Item 12. Security Ownership of Certain Beneficial Owners and Management and Related Shareholder Matters .....	47
Item 13. Certain Relationships and Related Transactions, and Director Independence .....	47
Item 14. Principal Accountant Fees and Services .....	47
PART IV	
Item 15. Exhibits and Financial Statement Schedules .....	48
Signatures .....	49



## Introductory Note

### *Caution Concerning Forward-Looking Statements*

Certain statements contained in this Form 10-K, or otherwise made by our officers, including statements related to our future performance and our outlook for our businesses and respective markets, projections, statements of our management's plans or objectives, forecasts of market trends and other matters, are "forward-looking statements" within the meaning of the Private Securities Litigation Reform Act of 1995, and contain information relating to us that is based on the beliefs of our management as well as assumptions made by, and information currently available to, our management. The words "anticipate," "expect," "believe" and similar expressions as they relate to us or our management are intended to identify forward-looking statements. Such statements reflect our management's current views with respect to future events and are subject to certain risks, uncertainties and assumptions that could cause actual results to differ materially from those reflected in any forward-looking statements. Our actual future results may differ materially from those set forth in our forward-looking statements. Factors that might cause such actual results to differ materially from those reflected in any forward-looking statements include, but are not limited to, the factors discussed in detail in Part I, Item 1A. "Risk Factors" and Part II, Item 7, "Management's Discussion and Analysis of Financial Condition and Results of Operations" in this form 10-K, as well as:

- the occurrence of catastrophic events with a frequency or severity exceeding the Company's expectations;
- a decrease in the level of demand for reinsurance or an increase in the supply of reinsurance capacity;
- the resolution of the Company's negotiations with CNA Financial Corporation;
- the Company's ability to enter into new lines of business after termination of its main reinsurance agreement at the end of 2009;
- a worsening of the current global economic market conditions and global credit crisis and changing rates of inflation and other economic conditions;
- increased competitive pressures, including the consolidation and increased globalization of reinsurance providers;
- actual losses and loss expenses exceeding the Company's loss reserves, which are necessarily based on the actuarial and statistical projections of ultimate losses;
- changes in the legal or regulatory environments in which we operate; and
- other risks, including those risks identified in any of our other filings with the Securities and Exchange Commission.

The foregoing review of important factors should not be construed as exhaustive and should be read in conjunction with other cautionary statements that are included herein. Readers are cautioned not to place undue reliance on these forward-looking statements, which reflect our management's analysis only as of the date they are made. We undertake no obligation to release publicly the results of any future revisions we may make to forward-looking statements to reflect events or circumstances after the date hereof or to reflect the occurrence of unanticipated events.

## PART I

### Item 1. Business

#### *General*

Unless otherwise indicated by the context, in this annual report we refer to AmerInst Insurance Group, Ltd. and its subsidiaries as the “Company,” “AmerInst,” “we” or “us.” AMIC Ltd. means AmerInst’s wholly-owned subsidiary, AmerInst Insurance Company, Ltd. Investco means AmerInst Investment Company, Ltd, a subsidiary of AMIC Ltd. AMIG means our predecessor entity, AmerInst Insurance Group, Inc. a Delaware corporation. Also, unless otherwise indicated by the context, “AmerInst” means the parent company, AmerInst Insurance Group, Ltd. Our principal offices are c/o Cedar Management Limited, 25 Church Street, Continental Building, P.O. Box HM 1601, Hamilton, Bermuda, HM GX.

AmerInst, a Bermuda holding company, was formed in 1998. We conduct our reinsurance business through AMIC Ltd., our subsidiary, which is a registered insurer in Bermuda. Our investment portfolio is held in and managed by Investco.

Our mission is to be a company that provides availability of insurance for the Certified Public Accountant (“CPA”) profession, and that engages in investment activities. Historically, the primary business activity of our wholly owned insurance company subsidiary, AMIC Ltd., has been to act as a reinsurer of professional liability insurance policies that are issued under the Professional Liability Insurance Plan sponsored by the American Institute of Certified Public Accountants (“AICPA”). The AICPA plan offers professional liability coverage to accounting firms and individual CPAs in all 50 states. Effective June 1, 2005, we accepted a 5% share in the first excess layer of \$2,000,000 excess of \$1,000,000 of CAMICO Mutual Insurance Company (“CAMICO”), a California-based writer of accountants’ professional liability business. Effective June 1, 2006, the contract renewed for similar terms and conditions. Effective June 1, 2007, the contract renewed with our share amended to 2.5%, but of a \$4,000,000 excess \$1,000,000 layer. Effective June 1, 2008 the contract renewed for similar terms. Approximately 25,000 accounting firms and individual CPAs are insured under these plans. We also reinsured attorneys’ professional liability in 2003. We continue to look for ways in which it may be advantageous to expand our business to include the reinsurance of lines of coverage other than accountants’ professional liability. Any such expansion may be subject to our obtaining regulatory approvals, among other things.

Our reinsurance activity depends upon agreements with outside parties. In August 1993, AMIG, our predecessor entity, began the current reinsurance relationship with CNA Financial Corporation (“CNA”), taking a 10% participation of the first \$1,000,000 of liability of each policy written under the AICPA plan. Effective December 1999, we began taking a 10% share of CNA’s “value plan” business. The “value plan” provides for separate limits up to \$1,000,000 for losses and separate limits up to \$1,000,000 for expenses per occurrence and \$2,000,000 in the aggregate. The maximum limits under the “value plan” are \$2,000,000 per occurrence and \$4,000,000 in the aggregate. We renewed our existing arrangements on January 1, 2008.

#### *CNA Agreement*

On January 5, 2009, AMIC Ltd. received written notice from CNA that CNA does not intend to renew the reinsurance program encompassed by the AICPA Plan and the Value Plan Policies Accountants Professional Liability Quota Share Treaty effective January 1, 2010. AmerInst’s underwriting profitability is substantially dependent upon the policy pricing, risk selection and claims administration functions exclusively controlled and performed by CNA, the officially sponsored insurer for the AICPA Plan. Neither AmerInst nor any of its subsidiaries has any contractual right to act as a reinsurer or in any other capacity incident to the AICPA Plan. The business relationship with CNA currently accounts for over 95% of AmerInst’s operating revenue.

The Board has authorized AmerInst’s Underwriting, Actuarial and Reinsurance Committee to discuss with CNA the terms and potential termination of the Agreement, and authorized the Business Development

Committee to consider other business opportunities. The committee is currently in commutation and rescission negotiations with CNA and reviewing other potential lines of business. However, the outcome of the committee's negotiations with CNA and review of other potential businesses is not yet certain.

### ***Third-party Managers and Service Providers***

Cedar Management Limited provides the day-to-day services necessary for the administration of our business. Effective July 1, 2008, USA Risk Group (Bermuda) Ltd., our former manager, acquired a majority interest in Cedar Management Limited, a Bermuda based captive manager. Following the acquisition, the business operations of USA Risk Group (Bermuda) Ltd. and Cedar Management Limited were combined and operate as Cedar Management Limited. Shareholder services are conducted by USA Risk Group of Vermont, Inc., an affiliate of Cedar Management Limited.

The Country Club Bank of Kansas City, Missouri, provides portfolio management of fixed-income securities and directs our investments pursuant to guidelines approved by us. Harris Associates L.P., Harris Alternatives Investment Group, and Northeast Investment Management, Inc. provide discretionary investment advice with respect to our equity investments. We have retained Milliman, an independent casualty actuarial consulting firm, to render advice regarding actuarial matters.

### ***Professional Liability Coverage***

The form of professional liability policy issued by CNA which we ultimately reinsure is a Professional Liability Company Indemnity Policy form. The coverage provided under this policy is on a "claims made" basis, which means the policy covers only those losses resulting from claims asserted against the insured during the policy period. The insuring clause of the policy, which indemnifies for losses caused by acts, errors or omissions in the insured's performance of professional accounting services for others, is in three parts:

Clause A indemnifies the accounting firm insured and, unless excluded by endorsements, any predecessor firms;

Clause B indemnifies any accountant or accounting firm while performing professional accounting services under contract with the insured; and

Clause C indemnifies any former or new partner, officer, director or employee of the firm or predecessor firms.

Depending on the insured, defense costs for the policies issued by CNA (and reinsured by us) are either within the policy limits or in addition to policy limits. CNA charges an additional premium to cover the cost of providing defense costs in addition to the policy limits under its "value plan." Insureds under the value plan have separate limits for losses and defense costs. Settlements are made only with the written consent of the insured. However, if the insured contests the settlement recommended by the insurer, those policies will only cover costs that do not exceed the lesser of the amount for which the claim could have been settled or the policy limits.

Effective January 1, 2003, we entered into a 15% quota share participation of the attorneys' professional liability coverage provided by Professionals Direct Insurance Company. This participation terminated on December 31, 2003. However, we remain potentially liable for claims related to this period of coverage.

Effective June 1, 2005, we accepted a 5% share in CAMICO's first excess layer of \$2,000,000 excess of \$1,000,000. The contract renewed on June 1, 2006 for similar terms and conditions. Effective June 1, 2007, the contract renewed with our share amended to 2.5% of a \$4 million excess \$1 million layer. Effective June 1, 2008, the contract renewed for the similar expiring terms.

### ***Competition***

The AICPA plan's current major competition comes from three large, established insurance companies. A number of smaller companies compete in the field, but none have significant nationwide market share. Many of these companies charge lower premiums than the AICPA plan, and may provide different terms of coverage. The AICPA plan's principal competitive strength is its commitment to the use of large, financially strong and experienced primary insurers, which enhances its capacity to continue to be a stable and dependable source of coverage and to pay losses as they arise.

### ***Licensing and Regulation***

The rates and terms of reinsurance agreements generally are not subject to regulation by any governmental authority. This is in contrast to direct insurance policies, the rates and terms of which are subject to regulation by state insurance departments. As a practical matter, however, the rates charged by primary insurers place a limit upon the rates that can be charged by reinsurers.

AmerInst, through its wholly-owned subsidiary, AMIC Ltd., is subject to regulation under the insurance laws of Bermuda, where AMIC Ltd. and AmerInst are domiciled.

### ***Bermuda Regulation***

AMIC Ltd., as a licensed Bermuda insurance company, is subject to regulation under The Insurance Act of 1978, as amended, and Related Regulations, which provide that no person shall conduct insurance business, including reinsurance, in or from Bermuda unless registered as an insurer under the Insurance Act by the Supervisor of Insurance. In deciding whether to grant registration, the Supervisor of Insurance has discretion to act as he thinks fit in the public interest. The Supervisor of Insurance is required by the Insurance Act to determine whether an applicant for registration is a fit and proper body to be engaged in insurance business and, in particular, whether it has, or has available to it, adequate knowledge and expertise. In connection with registration, the Supervisor of Insurance may impose conditions relating to the writing of certain types of insurance.

The Insurance Act requires, among other things, that Bermuda insurance companies meet and maintain certain standards of liquidity and solvency, file periodic reports in accordance with the Bermuda Statutory Accounting Rules, produce annual audited statutory financial statements and maintain a minimum level of statutory capital and surplus. In general, the regulation of insurers in Bermuda relies heavily upon the directors and managers of a Bermuda insurer, each of which must certify each year that the insurer meets the solvency, liquidity and capital requirements of the Insurance Act. Furthermore, the Supervisor of Insurance is granted powers to supervise, investigate and intervene in the affairs of insurance companies. Significant aspects of the Bermuda insurance regulatory framework are described below.

An insurer's registration may be canceled by the Supervisor of Insurance on grounds specified in the Insurance Act, including the failure of the insurer to comply with the obligations of the Insurance Act or if, in the opinion of the Supervisor of Insurance, the insurer has not been carrying on business in accordance with sound insurance principles.

Every registered insurer must appoint an independent auditor approved by the Supervisor of Insurance. That auditor must annually audit and report on the statutory financial statements and the statutory financial return of the insurer, both of which are required to be filed annually with the Supervisor of Insurance. The approved auditor may be the same person or firm that audits the insurer's financial statements and reports for presentation to its shareholders.

The Insurance Act provides that the statutory assets of an insurer must exceed its statutory liabilities by an amount greater than the prescribed minimum solvency margin. Pursuant to the Insurance Act, AMIC Ltd. is

registered as a Class 3 insurer and, as such: (i) is required to maintain a minimum solvency margin equal to the greatest of: (x) \$1,000,000, (y) 20% of net premiums written in its current financial year up to \$6,000,000 plus 15% of net premiums written in its current financial year over \$6,000,000, or (z) 15% of loss reserves; (ii) is required to file annually with the Supervisor of Insurance a statutory financial return together with a copy of its statutory financial statements which includes a report of the independent auditor concerning its statutory financial statements, a declaration of the statutory ratios, and the related solvency certificate, and an opinion of a loss reserve specialist in respect of its loss and loss expense provisions, all within four months following the end of the relevant financial year; (iii) is prohibited from declaring or paying any dividends during any financial year if it is in breach of its minimum solvency margin or minimum liquidity ratio or if the declaration or payment of such dividends would cause it to fail to meet such margin or ratio (if it fails to meet its minimum solvency margin or minimum liquidity ratio on the last day of any financial year, it will be prohibited, without the approval of the Supervisor of Insurance, from declaring or paying any dividends during the next financial year); (iv) is prohibited, without the approval of the Supervisor of Insurance, from reducing by 15% or more its total statutory capital, as set out in its previous year's financial statements; and (v) if it appears to the Supervisor of Insurance that there is a risk of an insurance company becoming insolvent or that it is in breach of the Insurance Act or any conditions imposed upon its registration, the Supervisor of Insurance may, in addition to the restrictions specified above, direct it not to declare or pay any dividends or any other distributions or may restrict it from making such payments to such extent as the Supervisor of Insurance may think fit.

The Insurance Act also provides a minimum liquidity ratio for general business. An insurer engaged in general business is required to maintain the value of its relevant assets at not less than 75% of the amount of its relevant liabilities. Relevant assets include cash and time deposits, quoted investments, unquoted bonds and debentures, first liens on real estate, investment income due and accrued, accounts and premiums receivable and reinsurance balances receivable. There are certain categories of assets which, unless specifically permitted by the Supervisor of Insurance, do not automatically qualify such as advances to affiliates, real estate and collateral loans. The relevant liabilities are total general business insurance reserves and total other liabilities less deferred income tax and sundry liabilities (by interpretation, those not specifically defined). Based upon the foregoing, the investment by AMIC Ltd. in an investment subsidiary, AmerInst Investment Company, Ltd. ("Investco"), requires the specific approval of the Supervisor of Insurance for classification as a relevant asset, which we have received.

The Supervisor of Insurance may appoint an inspector with extensive powers to investigate the affairs of an insurer if the Supervisor of Insurance believes that an investigation is required in the interest of the insurer's policyholders or persons who may become policyholders. In order to verify or supplement information otherwise provided to him, the Supervisor of Insurance may direct an insurer to produce documents or information in relation to matters connected with the insurer's business.

If it appears to the Supervisor of Insurance that there is a risk of an insurer becoming insolvent, or if the insurer is in breach of the Insurance Act or the regulations or of any condition imposed on its registration as an insurer, the Supervisor of Insurance may direct the insurer in certain respects, including not to take on any new insurance business; not to vary any insurance contract if the effect would be to increase the insurer's liabilities; not to make certain investments; to realize certain investments; to maintain in, or transfer to and to keep in the custody of, a specified bank, certain assets; not to declare or pay any dividends or other distributions or to restrict the making of such payments; and/or to limit its premiums.

As a Bermuda insurer, we are required to maintain a principal office in Bermuda and to appoint and maintain a Principal Representative in Bermuda. For the purpose of the Insurance Act, our principal office is c/o Cedar Management Limited, 25 Church Street, Continental Building, P.O. Box HM 1601, Hamilton HMGX, Bermuda, which is our Principal Representative in Bermuda. An insurer may only terminate the appointment of its Principal Representative with a reason acceptable to the Supervisor of Insurance, and the principal representative may not cease to act as such, unless the Supervisor of Insurance is given 21 days' notice in writing of the intention to do so. It is the duty of the Principal Representative, upon reaching the view that there is a

likelihood of the insurer for which he acts becoming insolvent or it coming to his knowledge, or his having reason to believe, that an “event” has occurred, to provide verbal notification immediately, and make a report in writing to the Supervisor of Insurance setting out all the particulars of the case that are available to him within 14 days. Examples of such an “event” include failure by the insurer to comply substantially with a condition imposed upon the insurer by the Supervisor of Insurance relating to a solvency margin or liquidity or other ratio.

Our business is conducted from offices in Hamilton, Bermuda. We manage our investments, directly and through AMIC Ltd., through independent investment advisors in the U.S. or other investment markets as needed and appropriate. We do not operate as an investment manager or as a broker dealer requiring registration under investment advisory or securities broker regulations in the U.S., Bermuda or otherwise. The directors and officers of AMIC Ltd. negotiate reinsurance treaties for acceptance in Bermuda. Among other matters, the following business functions are conducted from our Bermuda offices: (i) communications with our shareholders, including financial reports; (ii) communications with the general public of a nature other than advertising; (iii) solicitation of the sale by us or any of our subsidiaries of shares in any of such entities; (iv) accepting subscriptions of new shareholders of the Company; (v) maintenance of principal corporate records and original books of account; (vi) audit of original books of account; (vii) disbursement of funds in payment of dividends, claims, legal fees, accounting fees, and officers’ and directors’ fees; (viii) arrangement for and conduct of meetings of our shareholders and directors and shareholders and directors of our subsidiaries; and (ix) execution of repurchases of our shares and shares of our subsidiaries. We do not maintain an office or place of business in the United States.

AMIC Ltd.’s ability to pay dividends to AmerInst is subject to the provisions of the Bermuda insurance and companies laws. Under the Companies Act, that subsidiary would be prohibited from declaring or paying a dividend at December 31, 2008 if such payment would reduce the realizable value of its assets to an amount less than the aggregate value of its liabilities, issued share capital, and share premium accounts. As at December 31, 2008, approximately \$20 million was available for the payment of dividends to shareholders. In addition, that subsidiary must be able to pay its liabilities as they come due after the payment of a dividend. Our ability to pay dividends to common shareholders and to pay our operating expenses is dependent on cash dividends from our subsidiaries. The payment of such dividends by AMIC Ltd., including its subsidiary Investco, to us is also limited under Bermuda law by the Insurance Act and Related Regulations which require that AMIC Ltd. maintain minimum levels of solvency and liquidity. For the years ended December 31, 2008, 2007 and 2006 these requirements have been met as follows:

	Statutory Capital & Surplus		Liquid Assets	
	Minimum	Actual	Minimum	Actual
December 31, 2008 . . . . .	\$3,662,424	\$24,632,564	\$29,227,476	\$66,540,279
December 31, 2007 . . . . .	\$4,111,443	\$25,135,361	\$32,946,033	\$69,063,405
December 31, 2006 . . . . .	\$4,224,205	\$23,118,869	\$33,233,869	\$67,505,696

AMIC Ltd. writes more than 50% unrelated business and consequently, in accordance with the requirements of the Insurance Amendment Act 2008, will be reclassified as a Class 3A reinsurer effective January 1, 2009. The reclassification will not result in any changes in statutory requirements.

**Customers**

Our only source of income, other than our investment portfolio, is our reinsurance treaties. Without such reinsurance treaties, we believe current levels of investment income would provide enough revenue to continue operations while the Company evaluated other reinsurance and insurance opportunities.

**Employees**

We have no employees. Our operating activities, as well as certain management functions, are performed by Cedar Management Limited under the direction of our board of directors pursuant to a contract. This contract may be terminated by either party on not more than 90 and not less than 60 days prior written notice.

### ***Loss Reserves***

Our loss reserves, changes in aggregate reserves for the last two years, and loss reserve development as of the end of each of the last ten years, are discussed in Item 7 of this Report, “Management’s Discussion and Analysis of Financial Condition and Results of Operations,” Note 2 to our Consolidated Financial Statements included in Item 8 of this Report, and Note 5 to our Consolidated Financial Statements.

### ***Developing Business***

AmerInst has filed an application for a U.S. patent on a unique financing concept that it has developed to securitize insurance and reinsurance risk, involving property, casualty, life and health. Such securitization would be by equity and debt financing of Bermuda special purpose companies licensed as reinsurers. It is AmerInst’s intention to grant patent licenses to the special purpose companies and investment banking organizations which will market the securities. In addition to the license royalties, AmerInst would manage the special purpose companies for a fee and at its option could invest in them as well. However, AmerInst may not be issued a patent, and, even if so, may not be able to license such patent.

AmerInst has entered into confidentiality agreements with several investment banking organizations.

In addition to the patent application, AmerInst has obtained a trademark under which the concept will be marketed.

AmerInst has two operating segments: 1) reinsurance activity and 2) RINITIS™, its insurance financing product, which is in the marketing phase of development. See Note 11, Segment Information, of the notes to the consolidated financial statements contained in Item 8 of this annual report on Form 10-K for financial information concerning these segments.

### ***Available Information***

We file annual, quarterly, and current reports, proxy statements and other information with the Securities and Exchange Commission (“SEC” or the “Commission”). You may read any document we file with the Commission at the Commission’s public reference room at 100 F Street, NE, Washington, DC 20549. Please call the Commission at 1-800-SEC-0330 for information on the public reference room. The Commission maintains an internet site that contains annual, quarterly, and current reports, proxy and information statements and other information that issuers (including AmerInst) file electronically with the Commission. The Commission’s internet site is [www.sec.gov](http://www.sec.gov).

Our internet site is [www.amerinst.bm](http://www.amerinst.bm). We make available free of charge through our internet site our annual report on Form 10-K, quarterly reports on Form 10-Q, current reports on Form 8-K and any amendments to those reports filed or furnished pursuant to the Securities Exchange Act of 1934, as soon as reasonably practicable after such material is electronically filed with, or furnished to, the Commission. You will need to have on your computer the Adobe Acrobat Reader® software to view these documents, which are in PDF format. If you do not have Adobe Acrobat Reader, a link to Adobe’s internet site, from which you can download the software, is provided. We also make available, through our internet site, via links to the Commission’s internet site, statements of beneficial ownership of our equity securities filed by our directors, officers, 10% or greater shareholders and others under Section 16 of the Securities Exchange Act. In addition, we post on [www.amerinst.bm](http://www.amerinst.bm) our Memorandum of Association, our Bye-Laws, our Statement of Share Ownership Policy, Charters for our Audit Committee and Nominating Committee, as well as our Code of Business Conduct and Ethics. You can request a copy of these documents, excluding exhibits, at no cost, by writing or telephoning us c/o Cedar Management Limited, 25 Church Street, Continental Building, P.O. Box HM 1601 Hamilton, Bermuda HMGX, Attention: Investor Relations (441) 296-3973. The information on our internet site is not incorporated by reference into this report.

## **Item 1A. Risk Factors**

*You should consider carefully the following risk factors before deciding whether to invest in our common stock. Our business, including our operating results and financial condition, could be harmed by any of these risks. Additional risks and uncertainties not currently known to us or that we currently deem to be immaterial also may materially and adversely affect our business. The value of our common stock could decline due to any of these risks, and you may lose all or part of your investment. In assessing these risks you should also refer to the other information contained in our filings with the SEC, including our financial statements and related notes.*

***Because CNA, our primary insurer has given us notice that it will not renew our reinsurance agreement with them after 2009, if we are unable to create and successfully implement a new business plan, our ability to generate revenue will be materially adversely affected.***

On January 5, 2009, AMIC Ltd., our wholly-owned subsidiary, received written notice from CNA that CNA does not intend to renew its reinsurance agreement with us regarding the AICPA Plan effective January 1, 2010. The business relationship with CNA currently accounts for over 95% of our operating revenue. Our underwriting profitability is substantially dependent upon the policy pricing, risk selection and claims administration functions exclusively controlled and performed by CNA, the officially sponsored insurer for the AICPA Plan. Neither we nor any of our subsidiaries has any contractual right to act as a reinsurer or in any other capacity incident to the AICPA Plan.

We are currently in the process of investigating alternate businesses and creating a new business plan. Because any new business plan we create, if any, will be unproven, it may not result in the generation of material revenues or profitability.

***We participate in a potentially unprofitable, unstable market.***

Accountants' professional liability insurance is a volatile risk with fluctuations both in the frequency and severity of claims, particularly severity. This is aggravated by the casualty insurance cycle, which over a period of years varies from a hard market with high or increasing premiums charged for risk, to a soft market with low or decreasing premiums being charged. The interaction of volatility and insurance cycle variation results in a high degree of unpredictability of underwriting results from year to year. Because as a reinsurer, we will be directly influenced by the premium competition in the primary market, and as a quota share reinsurer, we will be directly dependent on the underwriting results of our cedants, therefore our revenue could be adversely affected by factors beyond our control.

***Our investment return may not be sufficient to offset underwriting losses.***

Our investment income is subject to variation due to fluctuations of market interest rates on our fixed income portfolio, and fluctuations of stock prices in our equity portfolio. If such investment income is not sufficient to offset potential underwriting losses or our capital is not sufficient to absorb adverse underwriting and/or investment results, our profitability would be adversely affected.

***We are dependent upon parties unrelated to us.***

Because we have no full-time employees, our underwriting and investment activities will depend substantially upon the services of outside parties. Our principal executive officer, who is also a director, and principal financial officer, are employees of Cedar Management Limited., one of the principal outside service providers, and thus potential conflicts of interest exist. If such parties were not to renew their relationship with us, or only upon terms that were not acceptable to us, then our ability to conduct our business would be materially adversely affected.



***Your ownership of our shares does not guarantee insurance coverage.***

The ownership of our common shares by an accounting firm or individual practitioner will not guarantee that such firm or individual will thereafter be able to obtain professional liability insurance under the AICPA Plan or other policies reinsured by AMIC Ltd., or that such insurance will be competitively priced. In order to be eligible for coverage under the Plan, a CPA firm must be an acceptable risk under applicable current underwriting criteria.

***There is no market for our shares, which may be subject to restrictions on transfer.***

There is currently no market for our common shares and it is unlikely that a market will develop. Our common shares are not listed on any stock exchange or automated quotation system. Under our Bye-Laws, our Board of Directors has the authority to prohibit all transfers of shares. Further, because an integral part of the value of our common shares is our commitment to utilize the insurance capacity of AMIC Ltd. for the benefit of our shareholders it is unlikely that any individual or entity other than sole practitioners and accounting firms would be interested in purchasing our common shares.

***Reinsurance may not be available to us.***

In order to limit the effect of large and multiple losses upon our financial condition, AMIC Ltd. may, in the future, seek reinsurance for its own account. From time to time, market conditions have limited the availability of reinsurance, and in some cases have prevented insurers and reinsurers from obtaining the types and amounts of reinsurance which they consider adequate for their business needs. If AMIC Ltd. is unable to obtain the desired amounts of reinsurance, or, if it is able to obtain such reinsurance only on terms not sufficiently favorable to operate profitably, we could be adversely affected.

***Difficult conditions in the economy generally may materially adversely affect our business and results of operations, and these conditions may not improve in the near future.***

Current market conditions and the instability in the global credit markets present additional risks and uncertainties for our business. In particular, continued deterioration in the public debt and equity markets could lead to additional investment losses. The severe downturn in the public debt and equity markets, reflecting uncertainties associated with the mortgage crisis, worsening economic conditions, widening of credit spreads, bankruptcies and government intervention in large financial institutions, has resulted in significant realized and unrealized losses in our investment portfolio. Depending on market conditions going forward, particularly if current market conditions do not improve in the near future, we could incur substantial additional realized and unrealized losses in future periods, which could have an adverse impact on our results of operations and financial condition. The current market volatility may also make it more difficult to value certain of our securities if trading becomes less frequent. As such, valuations may include assumptions or estimates that may have significant period-to-period changes that could have a material adverse effect on our results of operations or financial condition.

***We may be impacted by claims relating to the current financial market turmoil.***

We reinsure professional liability insurance for certified public accountants. The financial institutions and financial services segment has been particularly impacted by the current financial market turmoil. As a result, accountants that service this industry may be subject to additional claims. This may give rise to increased litigation, including class action suits, which may involve clients of parties for which we provide reinsurance. To the extent we have claims relating to these events, it could cause substantial volatility in our financial results and could have a material adverse effect on our financial condition and results of operations.

***Actual claims may exceed our reserves for losses and loss expenses.***

Our success depends on our ability to accurately assess the risks associated with the businesses that we reinsure. We establish loss reserves to cover our estimated liability for the payment of all losses and loss expenses incurred with respect to the policies we write. Loss reserves do not represent an exact calculation of liability. Rather, loss reserves are estimates of what we expect the ultimate resolution and administration of claims will cost. These estimates are based on actuarial and statistical projections and on our assessment of currently available data, as well as estimates of future trends in claims severity and frequency, judicial theories of liability and other factors. Loss reserve estimates are refined as experience develops and claims are reported and resolved. Establishing an appropriate level of loss reserves is an inherently uncertain process. It is therefore possible that our reserves at any given time will prove to be inadequate.

We have estimated our net losses based on actuarial analysis of claims information. Actual losses may vary from those estimated and will be adjusted in the period in which further information becomes available. To the extent we determine that actual losses or loss expenses exceed our expectations and reserves reflected in our financial statements, we will be required to increase our reserves to reflect our changed expectations. This could cause a material increase in our liabilities and a reduction in our profitability, including operating losses and a reduction of capital.

***Government authorities are continuing to investigate the insurance industry, which may adversely affect our business.***

The attorneys general for multiple states and other insurance regulatory authorities have been investigating a number of issues and practices within the insurance industry. These investigations of the insurance industry in general, whether involving the company specifically or not, together with any legal or regulatory proceedings, related settlements and industry reform or other changes arising therefrom, may materially adversely affect our business and future prospects.

***Legislative and regulatory requirements could have a material adverse effect on our business.***

We and our subsidiaries are required to comply with a wide variety of laws and regulations applicable to insurance or reinsurance companies. The insurance and regulatory environment, in particular for offshore insurance and reinsurance companies, has become subject to increased scrutiny in many jurisdictions, including the United States, and various states within the United States. In the past, there have been Congressional and other initiatives in the United States regarding increased supervision and regulation of the insurance industry. It is not possible to predict the future impact of changes in laws and regulations on our operations. The cost of complying with any new legal requirements could have a material adverse effect on our business.

Our Bermuda insurance subsidiary, AMIC Ltd., is registered as a Class 3 insurer and is subject to regulation and supervision in Bermuda. The applicable Bermuda statutes and regulations generally are designed to protect insureds and ceding insurance companies rather than shareholders or noteholders. Among other things, those statutes and regulations require AMIC Ltd. to:

- meet and maintain certain standards of liquidity and solvency,
- file periodic reports in accordance with the Bermuda Statutory Accounting Rules,
- produce annual audited statutory financial statements,
- maintain a minimum level of statutory capital and surplus, and
- comply with restrictions on payments of dividends and reductions of capital.

***Our Bermuda entities could become subject to regulation or taxation in the United States.***

None of our Bermuda entities is licensed or admitted as an insurer, nor accredited as a reinsurer, in any jurisdiction in the United States. However, the great majority of our revenue is derived from reinsurance contracts entered into by AMIC Ltd. with entities domiciled in the United States. We conduct our business through offices in Bermuda and do not maintain an office, and our personnel do not solicit insurance business, resolve claims or conduct other insurance business, in the United States. While we do not believe we are in violation of insurance laws of any jurisdiction in the United States, we cannot be certain that inquiries or challenges to our insurance and reinsurance activities will not be raised in the future. It is possible that, if we were to become subject to any laws of this type at any time in the future, we would not be in compliance with the requirements of those laws.

We believe that our non-U.S. companies have operated and will operate their respective businesses in a manner that will not cause them to be subject to U.S. tax (other than U.S. federal excise tax on insurance and reinsurance premiums and withholding tax on specified investment income from U.S. sources) on the basis that none of them are engaged in a U.S. trade or business. However, there are no definitive standards under current law as to those activities that constitute a U.S. trade or business and the determination of whether a non-U.S. company is engaged in a U.S. trade or business is inherently factual. Therefore, it is possible that the U.S. Internal Revenue Service might contend that one or more of our non-U.S. companies is engaged in a U.S. trade or business. If AMIC, Ltd. or any of our other non-U.S. companies is engaged in a U.S. trade or business and does not qualify for benefits under the applicable income tax treaty, such company may be subject to (i) U.S. federal income taxation at regular corporate rates on its premium income from U.S. sources and investment income that is effectively connected with its U.S. trade or business, and (ii) a U.S. federal branch profits tax at the rate of 30% on the earnings and profits attributable to such income. All of the premium income from U.S. sources and a significant portion of such company's investment income may be subject to U.S. federal income and branch profits taxes.

If AMIC Ltd. or any of our other non-U.S. companies is engaged in a U.S. trade or business and qualifies for benefits under the United States-Bermuda tax treaty, U.S. federal income taxation of such subsidiary will depend on whether (i) it maintains a U.S. permanent establishment and (ii) the relief from taxation under the treaty generally applies to non-premium income. We believe that AMIC, Ltd. has operated and will continue to operate its business in a manner that will not cause it to maintain a U.S. permanent establishment. However, the determination of whether an insurance company maintains a U.S. permanent establishment is inherently factual. Therefore, it is possible that the U.S. Internal Revenue Service might successfully assert that any of our Bermuda entities maintains a U.S. permanent establishment. In such case, such Bermuda entity may be subject to U.S. federal income tax at regular corporate rates and branch profit tax. Furthermore, although the provisions of the treaty clearly apply to premium income, it is uncertain whether they generally apply to other income of a Bermuda insurance company as well.

We believe U.S. federal income tax, if imposed, would be based on effectively connected or attributable income of a non-U.S. company computed in a manner generally analogous to that applied to the income of a U.S. corporation, except that all deductions and credits claimed by a non-U.S. company in a taxable year can be disallowed if the company does not file a U.S. federal income tax return for such year. Penalties may be assessed for failure to file such return. If any of our non-U.S. companies is subject to such U.S. federal taxation, our financial condition and results of operations could be materially adversely affected.

***As a shareholder of our company, you may have greater difficulties in protecting your interests than as a shareholder of a U.S. corporation.***

The Companies Act, which applies to us and our Bermuda subsidiaries, differs in material respects from laws generally applicable to U.S. corporations and their shareholders. These differences may result in your having greater difficulties in protecting your interests as a shareholder of our company than you would have as a

shareholder of a U.S. corporation. This affects, among other things, the circumstances under which transactions involving an interested director are voidable, whether an interested director can be held accountable for any benefit realized in a transaction with the Company, what approvals are required for business combinations by the Company with a large shareholder or a wholly-owned subsidiary, what rights you may have as a shareholder to enforce specified provisions of the Companies Act or our Bye-laws, and the circumstances under which we may indemnify our directors and officers.

**Item 1B. Unresolved Staff Comments**

None.

**Item 2. Properties**

We do not own or lease any plants, mines or physical properties.

**Item 3. Legal Proceedings.**

The Company is not a party to any material legal proceedings.

**Item 4. Submission of Matters to a Vote of Security Holders**

No matters were submitted to a vote of our security holders during the quarter ended December 31, 2008.

## PART II

### **Item 5. Market for Registrant's Common Equity, Related Shareholder Matters and Issuer Purchases of Equity Securities**

There is no established public trading market for our common shares. Our Bye-Laws provide that all transfers of our common shares must be approved by our Board of Directors or a committee of the Board. Our Board of Directors has appointed a Shareholder Relations Committee for purposes of reviewing and approving applications for transfer. On December 12, 2008, the Board of Directors amended and restated AmerInst's Statement of Share Ownership Policy. All Board-imposed restrictions on the beneficial ownership and transfer of AmerInst's common shares were removed except that the number of shares of common shares of AmerInst that may be beneficially owned (as defined in Rules 16a-1 and 13d-3 promulgated under the Securities Exchange Act of 1934, as amended) by any shareholder shall be limited to 20,000 shares.

Notwithstanding the absence of a public market for our common shares, we have a policy of having Investco, which holds our investment portfolio, purchase shares owned by our shareholders who have retired from the practice of accounting or have died. We are currently prepared to repurchase those shares at a price equal to the greater of the last year-end net book value per share or \$27.85 per share.

The Bermuda Monetary Authority has authorized Investco to purchase up to 20% of the Company's common shares from shareholders who have died or retired from the practice of public accounting and on a negotiated case-by-case basis. From January 1, 2000 through March 1, 2009 Investco had purchased 84,886 common shares, from shareholders who had died or retired for a total purchase price of \$1,746,151. From time to time, Investco has also purchased common shares in privately negotiated transactions. From January 1, 2000 through March 1, 2009, Investco had purchased 66,303 common shares, in such privately negotiated transactions for a total purchase price of \$869,027. None of such repurchases occurred in the fourth quarter of 2008.

The following table shows information relating to the purchase of shares from shareholders who have died or retired from the practice of accounting as described above during the three month period ended December 31, 2008.

	<u>Total Number of Shares Purchased</u>	<u>Average Price Paid Per Share</u>	<u>Total Number of Shares Purchased as Part of Publicly Announced Plans or Program</u>	<u>Maximum Number of Shares That May Yet Be Purchased Under the Plans or Program</u>
October 2008 .....	621	\$36.17	621	N/A
November 2008 .....	—	—	—	N/A
December 2008 .....	—	—	—	N/A
Total .....	621	\$36.17	621	N/A

As of March 1, 2009 there were 1,929 holders of record of our common shares. Our Board of Directors had adopted a dividend policy to pay quarterly dividends subject to legally available funds and Board approval. Beginning in September 2005, our Board of Directors amended the dividend policy to pay semi-annual dividends of \$0.47 per share with payments in March and September. During 2008, the dividend amount was reduced by \$29,080, which represents a write-off of uncashed dividends issued prior to the year 2001 to shareholders that we have been unable to locate. During 2008 and 2007, we paid ordinary cash dividends of \$673,514 and \$1,209,850, respectively, representing two semi-annual payments of \$0.47 per share for 2008 and two semi-annual payments of \$0.45 per share for 2007 and a special dividend payment of \$0.70 per share for 2007 respectively. The declaration of dividends by our Board of Directors is dependent upon our capacity to insure or reinsure business, profitability, financial condition, and other factors which the Board of Directors may deem appropriate. Under Bermuda law, AMIC Ltd. is prohibited from declaring or paying any dividend to AmerInst if such payment would reduce the net realizable value of its assets to an amount less than the aggregate value of its liabilities, issued share capital and share premium accounts. In addition, AMIC Ltd. must be able to pay its liabilities as they come due after the payment of a dividend.

#### **Item 6. Selected Financial Data**

Not applicable.

#### **Item 7. Management’s Discussion and Analysis of Financial Condition and Results of Operations**

Management’s discussion and analysis (“MD&A”) provides supplemental information, which sets forth the major factors that have affected our financial condition and results of operation and should be read in conjunction with our consolidated financial statements and notes thereto included in this Form 10-K. The MD&A is divided into subsections entitled “Business Overview,” “Critical Accounting Policies,” “Results of Operations,” “Liquidity and Capital Resources” and “Losses and Loss Adjustment Expenses.”

This Form 10-K, including this MD&A section, certain statements contained in this Form 10-K, including this MD&A section, are “forward-looking statements” within the meaning of the Private Securities Litigation Reform Act of 1995, and contain information relating to us that is based on the beliefs of our management as well as assumptions made by, and information currently available to, our management. The words “anticipate,” “expect,” “believe” and similar expressions as they relate to us or our management are intended to identify forward-looking statements.

All forward-looking statements, by their nature, are subject to risks and uncertainties. Our actual future results may differ materially from those set forth in our forward-looking statements. Please see the Introductory Note and Item 1A “Risk Factors” of this Form 10-K for a discussion of factors that could cause our actual results to differ materially from those in the forward-looking statements. However, the risk factors listed in Item 1A “Risk Factors” or discussed in this Form 10-K should not be construed as exhaustive and should be read in

conjunction with other cautionary statements that are included herein. Readers are cautioned not to place undue reliance on these forward-looking statements, which reflect our management's analysis only as of the date they are made. We undertake no obligation to release publicly the results of any future revisions we may make to forward-looking statements to reflect events or circumstances after the date hereof or to reflect the occurrence of unanticipated events.

We are a holding company based in Bermuda. We conduct our reinsurance business through AMIC Ltd., our subsidiary, which is a registered insurer in Bermuda. Our investment portfolio is held in and managed by Investco, which is a subsidiary of AMIC Ltd.

The following discussion addresses our financial condition and results of operations for the periods and as of the dates indicated.

### ***Business Overview***

We are an insurance holding company based in Bermuda owned by 1,929 accounting firms, persons associated with accounting firms, and individual CPA practitioners. We were formed in response to concerns about the pricing and availability of accountants' professional liability insurance in a difficult or "hard" market. Our mission is to be a Company that provides availability of insurance for the Certified Public Accountant ("CPA") profession, and that engages in investment activities. We conduct our reinsurance business through AMIC Ltd., our wholly-owned subsidiary, which is a registered insurer in Bermuda. We are prepared, subject to obtaining the required licenses and registrations, to act as a direct issuer of accountants' professional liability insurance policies. Our investment portfolio is held in and managed by Investco, which is a subsidiary of AMIC Ltd.

We have satisfied our mission by reinsuring accountants professional liability insurance issued under a plan sponsored by the AICPA since 1989. This plan currently insures approximately 24,000 accounting firms and individual CPAs in all 50 states of the United States, representing a broad cross section of small and mid-size firms. However, as further discussed under Item I – business – CNA Agreement, CNA, through whom we have access to the AICPA Plan, has notified us in writing of its intent not to renew its agreement with us after the end of 2009. The Company is currently in commutation and rescission negotiations with CNA, but the outcome is uncertain.

In an effort to maximize the value of our shares, we have been looking at ways to expand our business, including possibly entering into other lines of insurance business. During 2003 we provided reinsurance for attorneys' professional liability policies provided by Professionals Direct Insurance Company. That activity was not a significant portion of our business in 2003 and was terminated at the end of that year. Effective June 1, 2005, we wrote a 5% share in CAMICO Mutual Insurance Company's first excess layer of \$2,000,000 excess of \$1,000,000. CAMICO is a California based writer of accountants' professional liability business. Effective June 1, 2006 the contract renewed for similar terms and conditions. At the June 1, 2007 renewal we wrote a 2.5% share of a \$4 million excess \$1 million layer. Effective June 1, 2008, the contract renewed for similar expiring terms. The premiums under the CAMICO treaty vary with the losses incurred, between a minimum and a maximum.

AmerInst has two operating segments: 1) reinsurance activity and 2) RINITIS™, its insurance financing product, which is in the marketing phase of development. See Note 11, Segment Information, of the notes to the consolidated financial statements contained in Item 8 of this annual report on Form 10-K for financial information concerning these segments.

AmerInst has filed an application for a U.S. patent on a unique financing concept that it has developed to securitize insurance and reinsurance risk, involving property, casualty, life and health. Such securitization would be by equity and debt financing of Bermuda special purpose companies licensed as reinsurers. It is AmerInst's intention to grant patent licenses to the special purpose companies and investment banking organizations which

will market the securities. In addition to the license royalties, AmerInst would manage the special purpose companies for a fee, and at its option could invest in them as well. However, AmerInst may not be issued a patent, and even if so, may not be able to license such patent.

AmerInst has entered into confidentiality agreements with several investment banking organizations.

In addition to the patent application, AmerInst has obtained a trademark under which the concept will be marketed.

Our results of operations for the years ended December 31, 2008 and December 31, 2007 are discussed below.

We operate our business with no long-term debt, no capital or operating lease obligations, no purchase obligations, and no off-balance sheet arrangements required to be disclosed under applicable rules of the SEC. AmerInst's access to operating cash flows of its subsidiaries is from the payment of dividends.

## **Critical Accounting Policies**

### *Basis of Presentation*

The preparation of financial statements in conformity with generally accepted accounting principles requires management to make estimates and assumptions that affect the reported amounts of assets and liabilities and disclosure of contingent assets and liabilities at the date of the financial statements and the reported amounts of revenues and expenses during the reporting period. Actual results could differ from those estimates. The major estimates reflected in the Company's financial statements include but are not limited to the liability for loss and loss adjustment expenses and other than temporary impairment of investments.

### *Unpaid Losses and Loss Adjustment Expense Reserves*

The amount that we record as our liability for loss and loss adjustment expenses is a major determinant of net income each year. As discussed in more detail below under the heading "Losses and Loss Adjustment Expenses," the amount that we reserve is based on actuarial estimates which are prepared as of June 30 and December 31 each year. Based on data received from the ceding companies (the insurance companies whose policies we reinsure) our independent actuary produces a range of estimates with a "low," "central" and "high" estimate of the loss and loss adjustment expenses. As at December 31, 2008, the range of actuarially determined liability for loss and loss adjustment expense reserves was as follows: the low estimate was \$15.1 million, the high estimate was \$24.4 million, and the central estimate was \$19.1 million. We selected reserves of \$24.4 million as of December 31, 2008, which is at the high end of the range. Due to our concerns about the severity and volatility of the type of business we reinsure and the length of time that it takes for claims to be reported and ultimately settled, our management's policy has been to reserve conservatively at the higher end of the actuarial estimates.

### *Other than Temporary Impairment of Investments*

Declines in the fair value of investments below cost are evaluated for other than temporary impairment losses. The evaluation for other than temporary impairment losses is a quantitative and qualitative process which is subject to risks and uncertainties in the determination of whether declines in the fair value of investments are other than temporary. The risks and uncertainties include the Company's intent and ability to hold the security, changes in general economic conditions, the issuer's financial condition or near term recovery prospects, and the effects of changes in interest rates. AmerInst's accounting policy requires that a decline in the value of a security below its cost basis be assessed to determine if the decline is other than temporary. If so, the security is deemed to be impaired and a charge is recorded in net realized losses equal to the difference between the fair value and the cost basis of the security. The fair value of the impaired investment becomes its new cost basis.



## Results of Operations

We recorded a net loss of \$633,783 in 2008, compared to net income of \$3,057,600 in 2007.

The decrease in net income from 2007 to 2008 is primarily due to net realized loss on investments of \$4,558,251, compared to net realized gain on investments of \$921,029 in 2007. Net realized loss on investments includes other than temporary impairment charges of \$5,271,859 in 2008 and \$1,096,246 in 2007. Offsetting the impact of the realized loss is the decrease in losses and loss adjustment expenses primarily due to the reduction of loss reserves by \$4.6 million in 2008 compared to a reduction in loss reserves in 2007 by \$2.8 million. The favorable loss development in both 2008 and 2007 reflected the recognition of better than expected loss emergence in the prior policy years rather than explicit changes to our actuarial assumptions. Due to the uncertainty inherent in the reinsurance policies written by the Company, we have always adopted a conservative policy concerning our loss reserving. Our actuary determined in the course of its analysis that experience under the CNA plans has been more favorable than industry performance reflected in the reserves we established for our reinsurance of the plans. In light of this new information, we believed it was appropriate to reduce the 2008 loss reserves by \$4.6 million and for 2007 the reduction in loss reserves was \$2.8 million. Our loss reserves continue to be reserved at the high end of the reserve range provided by the actuary, which is consistent with our long established loss reserving philosophy. The Company will continue to review loss reserves periodically and, based on the actuarial projections, determine whether reserves are required to be increased or decreased.

Net premiums earned increased by 4.9% in 2008 to \$8,367,209 from \$7,973,646 in 2007. The increase in net premiums earned during 2008 was due to an adjustment in 2007 for premiums over ceded to AmerInst in prior years.

Net premiums written in 2008 were \$8,393,705, an increase of \$711,845 from \$7,681,860 in 2007. The increase in net premiums written was primarily attributable to an adjustment in 2007 for premiums over ceded to AmerInst in prior years offset by rate decreases under the current AICPA Professional Liability Plan treaty. We continue to look for ways in which it may be advantageous to expand our business to include the reinsurance of lines of coverage other than accountants' professional liability.

Net investment income includes amounts earned on the Company's investment portfolio and cash equivalents, and dividends on equity investments, net of investment expenses. Net investment income decreased by \$129,211, or 8.0%, in 2008 to \$1,483,173 from \$1,612,384 in 2007. The primary reason for the decrease was the decline in dividend income earned during the year.

Net realized loss increased by \$5,479,280 in 2008 to \$4,558,251 from a net realized gain of \$921,029 in 2007. The increase in net realized loss was due to other than temporary impairment charges of \$5,271,859 in 2008.

Invested assets, including investments, cash and cash equivalents and restricted cash and cash equivalents, decreased by \$9,001,556 or 16.0%, to \$47,238,872 in 2008 compared to \$56,240,428 in 2007. The decrease was primarily due to a decrease in fair value of the investment portfolio. Investment yield of net investment income and net realized gains and losses in 2008 as of December 31 was (5.9%) as compared to 4.5% in 2007, due to the increase in realized loss on investments in 2008. The investment yield of net investment income was 2.9% in 2008 and in 2007, respectively.

Unrealized gain on investments was \$2,731,362 at December 31, 2008 compared to \$7,628,904 at December 31, 2007. We consider our entire investment portfolio to be available for sale and accordingly all investments are reported at fair value, with changes in net unrealized gains and losses reflected as an adjustment to accumulated other comprehensive income. The 64.2% decrease in unrealized gain on investments was due primarily to a decline in the value of the Company's equity portfolio. Declines in the fair value of investments below cost are evaluated for other than temporary impairment losses. The evaluation for other than temporary

impairment losses is a quantitative and qualitative process which is subject to risks and uncertainties in the determination of whether declines in the fair value of investments are other than temporary. The risks and uncertainties include changes in general economic conditions, the issuer's financial condition or near term recovery prospects, and the effects of changes in interest rates. Our accounting policy requires that a decline in the fair value of a security below its cost basis be assessed to determine if the decline is other than temporary. If so, the security is deemed to be impaired, and a charge is recorded in net realized losses equal to the difference between the fair value and the cost basis of the security. The fair value of the impaired investment becomes its new cost basis.

The composition of the investment portfolio at December 31, 2008 and 2007 is as follows:

	<u>2008</u>	<u>2007</u>
Mortgage backed securities (U.S. agency backed) . . . . .	17%	17%
Obligations of state and political subdivisions . . . . .	46	34
Equity securities . . . . .	<u>37</u>	<u>49</u>
	<u>100%</u>	<u>100%</u>

Our losses and loss adjustment expenses decreased by 57.9% to \$1,261,347 in 2008 from \$2,993,065 in 2007. These amounts included favorable development of prior years' estimates of losses and loss adjustment expenses of \$4,553,000 in 2008 and \$2,790,997 in 2007. Our loss ratio, calculated as the ratio of losses and loss adjustment expenses to net premiums earned, was 15.1% in 2008 and 37.5% in 2007. The reason for the favorable development of prior years' estimates is discussed in more detail on page 25 under the caption "Losses and Loss Adjustment Expenses."

Policy acquisition costs of \$2,379,800 were expensed in 2008 compared to \$2,269,322 in 2007, an increase of 4.9%. Policy acquisition costs, which are primarily ceding commissions paid to the ceding insurer, are established as a percentage of premiums written; therefore, any increase or decrease in premiums written will result in a similar increase or decrease in policy acquisition costs. Such costs as a percentage of premiums earned were 28.4% in 2008 and 28.5% in 2007.

Total operating and management expenses were \$2,284,767 for 2008 compared to \$2,187,072 for 2007, an increase of \$97,695, primarily due to an increase in director fees and expenses and an increase in management and professional fees. The operating and management expenses relating to the RINITIS™ segment spent in the development phase were \$467,745 in 2008 and \$703,609 in 2007, a decrease of \$235,864 primarily due to a decrease in legal fees.

## Fair Value of Investments

The following table shows the fair value of the Company's investments and where in the Financial Accounting Standard No. 157 "Fair Value Measurements" ("FAS 157") fair value hierarchy the fair value measurements are included as of December 31, 2008.

	Carrying amount	Total fair value	Fair value measurement using:		
			Quoted prices in active markets for identical assets (Level 1)	Significant other observable inputs (Level 2)	Significant unobservable inputs (Level 3)
U.S. government agency securities:					
Mortgage-backed securities . . . . .	\$ 7,635,489	\$ 7,635,489	\$	\$ 7,635,489	\$
Non-mortgage-backed securities . . . . .	7,787,938	7,787,938		7,787,938	
Obligations of state and political subdivisions . . . .	<u>13,707,329</u>	<u>13,707,329</u>		13,707,329	
Total fixed maturity investments . . . . .	<u>29,130,756</u>	<u>29,130,756</u>			
Equity securities (other than hedge fund) . . . . .	15,751,620	15,751,620	15,751,620		
Hedge fund . . . . .	<u>1,152,548</u>	<u>1,152,548</u>			1,152,548
Total equity securities . . . . .	<u>16,904,168</u>	<u>16,904,168</u>			
Total investments . . . . .	<u>\$46,034,924</u>	<u>\$46,034,924</u>			

The following is a reconciliation of the beginning and ending balance of investments using significant unobservable inputs (Level 3) for the quarter ended December 31, 2008.

	Fair value measurement using significant unobservable inputs (Level 3) hedge fund
Balance classified as Level 3, January 1, 2008 . . . . .	\$1,487,266
Total gains or losses included in earnings: . . . . .	—
Net realized gains . . . . .	—
Change in fair value of hedge fund investments . . . . .	(334,718)
Purchases or sales . . . . .	—
Transfers in and/or out of Level 3 . . . . .	—
Ending balance, December 31, 2008 . . . . .	<u>\$1,152,548</u>

Further, on a quarterly basis, we evaluate whether the fair value of the securities held in our investment portfolio are other-than-temporarily impaired when fair value is below amortized cost. To make this assessment we consider several factors, including (i) the time period during which there has been a decline below cost, (ii) the extent of the decline below cost, (iii) our intent and ability to hold the security, (iv) the potential for the security to recover in value, (v) an analysis of the financial condition of the issuer, and (vi) an analysis of the collateral structure and credit support of the security, if applicable. If we conclude a security is other-than-temporarily impaired, we write down the amortized cost of the security to fair value, with a charge to net realized

investment gains (losses) in the Consolidated Statement of Operations. Gross unrealized losses on the investment portfolio as of December 31, 2008 amounted to \$33,016 compared to \$39,542 as of December 31, 2007. The unrealized losses from these securities were not as a result of credit, collateral or structural issues. As a result of the decline in fair value below cost, the Company recorded a total other-than-temporary impairment charge of \$5,271,859 and \$1,096,246 on 47 and 10 equity securities during the year ended December 31, 2008 and 2007, respectively.

Our fixed income, equity and hedge fund portfolios are invested in accordance with a written Investment Policy Statement adopted by our Board of Directors. We engage professional advisors to manage day to day investment matters under the oversight of our Investment Committee.

Our fixed income portfolio is managed with the target objectives of achieving an annualized rate of return for the trailing 5-year period of 250 basis points over the Consumer Price Index, and total returns commensurate with Merrill Lynch's U.S. Domestic Index. Our overall fixed income portfolio is required to have at least an "A" S&P rating, an "A2" Moody's rating or an equivalent rating from comparable rating agencies.

Our equity portfolios are managed with the target objectives of achieving an annualized rate of return over a trailing 3-year to 5-year period of 400 basis points over the Consumer Price Index, total returns at least equal to representative benchmarks such as the various S&P indices, and a ranking in the top half of the universe of other actively managed equity funds with similar objectives and risk profiles.

Our hedge fund portfolio is managed to reduce overall portfolio risk. It is required to invest over all major strategies and is limited to 10% of the total equity portfolio.

Under existing accounting principles generally accepted in the United States, we are required to recognize certain assets at their fair value in our consolidated balance sheets. This includes our fixed maturity investments and equity securities. Fair value, as defined in FAS 157 is the price that would be received to sell an asset or paid to transfer a liability in an orderly transaction between market participants at the measurement date. FAS 157 established a three-level valuation hierarchy for disclosure of fair value measurements. The valuation hierarchy is based upon whether the inputs to the valuation of an asset or liability are observable or unobservable in the market at the measurement date, with quoted market prices being the highest level (Level 1) and unobservable inputs being the lowest level (Level 3). A fair value measurement will fall within the level of the hierarchy based on the input that is significant to determining such measurement. The three levels are defined as follows:

- **Level 1:** Observable inputs to the valuation methodology that are quoted prices (unadjusted) for identical assets or liabilities in active markets.
- **Level 2:** Observable inputs to the valuation methodology other than quoted market prices (unadjusted) for identical assets or liabilities in active markets. Level 2 inputs include quoted prices for similar assets and liabilities in active markets, quoted prices for identical assets in markets that are not active and inputs other than quoted prices that are observable for the asset or liability, either directly or indirectly, for substantially the full term of the asset or liability.
- **Level 3:** Inputs to the valuation methodology that are unobservable for the asset or liability.

At each measurement date, we estimate the fair value of the financial instruments using various valuation techniques. We utilize, to the extent available, quoted market prices in active markets or observable market inputs in estimating the fair value of our investments. When quoted market prices or observable market inputs are not available, we utilize valuation techniques that rely on unobservable inputs to estimate the fair value of investments. The following describes the valuation techniques we used to determine the fair value of investments held as of December 31, 2008 and what level within the FAS 157 fair value hierarchy the valuation technique resides.

- **U.S. government agency securities:** Comprised primarily of bonds issued by the Federal Home Loan Bank, the Federal Home Loan Mortgage Corporation, Federal Farm Credit Bank and the Federal National Mortgage Association. The fair values of U.S. government agency securities are priced using the spread above the risk-free U.S. Treasury yield curve. As the yields for the risk-free U.S. Treasury yield curve are observable market inputs, the fair values of U.S. government agency securities are included in the Level 2 fair value hierarchy. AmerInst considers that there is a liquid market for the types of securities held. Broker quotes are not used for fair value pricing.
- **Obligations of state and political subdivisions:** Comprised of fixed income obligations of state and local governmental municipalities. The fair values of these securities are based on quotes and current market spread relationship, and are included in the Level 2 fair value hierarchy. AmerInst considers that there is a liquid market for the types of securities held. Broker quotes are not used for fair value pricing.
- **Equity securities, at fair value:** Comprised primarily of investments in the common stock of publicly traded companies. All of the Company's equities are included in the Level 1 fair value hierarchy. The Company receives prices based on closing exchange prices from independent pricing sources to measure fair values for the equities.
- **Hedge fund:** Comprised of a hedge fund whose objective is to seek attractive long-term returns with lower volatility by investing in a range of diversified investment strategies. The fund invests in a diversified pool of hedge fund managers, generally across six different strategies: long/short equities, long/short credit, macro, multi-strategy opportunistic, activist, and portfolio hedge. The fair value of the hedge fund is based on the net asset value of the fund as reported by the fund manager. The fair value of our hedge fund is included in the Level 3 fair value hierarchy.

To validate prices, we complete quantitative analyses to compare the performance of the overall investment portfolio to the performance of an appropriate benchmark, with significant differences identified and investigated.

There have been no material changes to any of our valuation techniques from what was used as of December 31, 2007. Since the fair value of a financial instrument is an estimate of what a willing buyer would pay for our asset if we sold it, we will not know the ultimate value of our financial instruments until they are sold. We believe the valuation techniques utilized provide us with the best estimate of the price that would be received to sell our assets or transfer our liabilities in an orderly transaction between participants at the measurement date.

Current market conditions and the instability in the global credit markets present additional risks and uncertainties for our business. In particular, continued deterioration in the public debt and equity markets could lead to additional investment losses. The severe downturn in the public debt and equity markets, reflecting uncertainties associated with the mortgage crisis, worsening economic conditions, widening of credit spreads, bankruptcies and government intervention in large financial institutions, has resulted in significant realized and unrealized losses in our investment portfolio. Depending on market conditions going forward, particularly if current market conditions do not improve in the near future, we could incur substantial additional realized and unrealized losses in future periods, which could have an adverse impact on our results of operations and financial condition. The current market volatility may also make it more difficult to value certain of our securities if

trading becomes less frequent. As such, valuations may include assumptions or estimates that may have significant period-to-period changes that could have a material adverse effect on our results of operations or financial condition.

As of December 31, 2008, our total investments were \$46,034,924, a decrease of \$7,585,104, or 14.1%, from \$53,620,028 at December 31, 2007. The decrease was primarily due to a decline in the fair value of the investments, which resulted from the unprecedented events and severe dislocation in the world's financial markets. These events in the capital or credit markets may continue to adversely affect the fair value of our investments in the future. The cash and cash equivalents balance decreased from \$1,778,798 at December 31, 2007 to \$887,107 at December 31, 2008, a decrease of \$891,691, or 50.1%. The amount of cash and cash equivalents varies depending on the maturities of fixed term investments and on the level of funds invested in money market mutual funds. The restricted cash and cash equivalents balance decreased from \$841,602 at December 31, 2007 to \$316,841 at December 31, 2008, a decrease of \$524,761. The decrease is due to the timing of sales and maturities of investments held as restricted cash at December 31, 2008 that have not yet been reinvested. The ratio of cash and total investments to total liabilities at December 31, 2008 was 1.65:1, compared to a ratio of 1.79:1 at December 31, 2007.

The Company's investment portfolio includes U.S. mortgage/asset-backed securities, which comprised approximately 17% of our total investments at December 31, 2008. These securities generally have a low risk of default as they are backed by an agency of the U.S. government, which enforces standards on the mortgages before accepting them into the program. They are considered prime mortgages and the primary risk is uncertainty of the timing of pre-payments. While these securities do not carry a formal rating, they are generally considered to have a credit quality equivalent to or greater than AAA. While there have been recent market concerns regarding sub-prime mortgages, asset-backed home equity loans, commercial mortgages, and adjustable rate mortgages, the Company believes it did not have material exposure to these types of securities in its own portfolio at December 31, 2008.

### **Liquidity and Capital Resources**

Our cash needs consist of settlement of losses and expenses under our reinsurance treaties and funding day-to-day operations. Our management expects to be able to meet these needs from premiums received and cash flows arising from our investment portfolio. Because substantially all of our assets are marketable securities, we expect that we will have sufficient flexibility to provide for unbudgeted cash needs which may arise without resorting to borrowing, subject to regulatory limitations.

Assumed reinsurance premiums receivable represent current assumed premiums receivable less commissions payable to the fronting carriers. This balance was \$352,085 at December 31, 2008 and \$605,756 at December 31, 2007. This balance fluctuates due to the timing of renewal premiums written.

The funds deposited with a reinsurer represent cash placed with the ceding company as collateral for obligations assumed under the attorneys' liability program written in 2003.

Deferred policy acquisition costs, which represent the deferral of ceding commission expense related to premiums not yet earned, increased from December 31, 2007 along with the increase in unearned premiums. The current ceding commission rate, which became effective August 1, 1995, is 28.5% for CNA. The ceding rate for the carrier for the CAMICO treaty we began reinsuring in 2005 is 10% and for the attorneys' professional liability we reinsured in 2003 was 10%. In addition a federal excise tax of 1% is applied on premiums earned. The 0.2% increase in deferred policy acquisition costs in 2008 was due to the increase in unearned premiums compared to the prior year.

Prepaid expenses and other assets were \$228,435 at December 31, 2008, a decrease of 3.0% from 2007. These expenses relate to prepaid directors and officers' liability insurance costs, director's retainer, and management fees.

Two semi-annual dividends of \$0.47 per share were paid during 2008 and two semi-annual dividends of \$0.45 per share were paid during 2007, and a special dividend of \$0.70 per share was paid in the first quarter of 2007. During 2008, the dividend amount was reduced by \$29,080, which represents a write-off of uncashed dividends issued prior to the year 2001 to shareholders that we have been unable to locate. Since AmerInst began paying consecutive dividends in 1995, our original shareholders have received approximately \$16.02 in cumulative dividends per share, which when measured by a total rate of return calculation has resulted in an effective annual rate of return of approximately 9.89% from the inception of the Company, based on a per share purchase price of \$8.33 paid by the original shareholders, and using a book value of \$27.85 per share as of December 31, 2008.

Total dividends declared were \$673,514 and \$1,209,850 in 2008 and 2007, respectively. Continuation of dividend payments is subject to the Board of Directors' continuing evaluation of our level of surplus compared to our capacity to accept more business. One of our objectives is to build surplus to retain flexibility for future business expansions.

AMIC Ltd.'s ability to pay dividends to AmerInst is subject to the provisions of the Bermuda insurance and companies laws. Under the Companies Act, AMIC Ltd. would be prohibited from declaring or paying a dividend at December 31, 2008 if such payment would reduce the realizable value of its assets to an amount less than the aggregate value of its liabilities, issued share capital, and share premium accounts. As at December 31, 2008, approximately \$20 million was available for the payment of dividends to shareholders. In addition, AMIC Ltd. must be able to pay its liabilities as they come due after the payment of a dividend. Our ability to pay dividends to common shareholders and to pay our operating expenses is dependent on cash dividends from our subsidiaries. The payment of such dividends by AMIC Ltd., including its subsidiary, Investco, to us is also limited under Bermuda law by the Insurance Act and Related Regulations which require that AMIC Ltd. maintain minimum levels of solvency and liquidity. For the years ended December 31, 2008 and 2007 these requirements have been met as follows:

	Statutory Capital & Surplus		Liquid Assets	
	Minimum	Actual	Minimum	Actual
December 31, 2008 . . . . .	\$3,662,424	\$24,632,564	\$29,227,476	\$66,540,279
December 31, 2007 . . . . .	\$4,111,443	\$25,135,361	\$32,946,033	\$69,063,405

Because AMIC Ltd. is not admitted as an insurer in Illinois, CNA has the right to annually require AMIC Ltd. to provide security by a U.S. bank in an amount equal to the total unearned premiums for the fiscal year plus CNA's share of AMIC Ltd.'s loss reserves.

The Bermuda Monetary Authority has authorized Investco to purchase up to 20% of the Company's common shares from shareholders who have died or retired from the practice of public accounting and on a negotiated case-by-case basis. From January 1, 2000 through March 1, 2009 Investco had purchased 84,886 common shares from shareholders who had died or retired for a total purchase price of \$1,746,151. In addition, from January 1, 2000 through March 1, 2009, Investco had purchased in negotiated transactions at various prices 66,303 common shares for a total purchase price of \$869,027.

### Losses and Loss Adjustment Expenses

The consolidated financial statements include our estimated liability for unpaid losses and loss adjustment expenses ("LAE") for our insurance operations. LAE is determined utilizing both case-basis evaluations and actuarial projections, which together represent an estimate of the ultimate net cost of all unpaid losses and LAE incurred through December 31 of each year. These estimates are subject to the effect of trends in future claim severity and frequency. The estimates are continually reviewed and, as experience develops and new information becomes known, the liability is adjusted as appropriate, and reflected in current financial reports.

The anticipated effect of inflation is implicitly considered when estimating liabilities for losses and LAE. Future average severity is projected based on historical trends adjusted for anticipated changes in underwriting standards, policy provisions and general economic trends. These anticipated trends are monitored based on actual developments and are modified as necessary.

An actuarial review and projection is performed for us by our independent actuary as of June 30 and December 31 of each year. We review the actuarial estimates throughout the year for the possible impact on our financial position. As noted in our discussion of our results of operations, based on the analysis by the Company's actuaries, a reduction of \$4.6 million from unpaid losses and loss adjustment reserves occurred in the fourth quarter of 2008. This reduction was the result of the completion of the December 31 actuarial review, which indicated positive loss development in policy years 1994 to 2004. This positive loss development in 2008 reflected the recognition of better than expected loss emergence in the 1994 to 2004 policy years rather than explicit changes to our actuarial assumptions.

In preparing ultimate loss and allocated loss adjustment expenses, the Company's actuary examined a variety of methods. The actuary applied traditional loss development and generalized "Cape Cod" methods separately to case incurred loss and allocated loss adjustment expense data and to paid loss and allocated loss adjustment expense data.

The traditional loss development method separately forecasts ultimate loss and allocated loss adjustment expense for each year on the basis of historical emergence patterns found in incurred and paid loss and allocated loss adjustment expense data. The claim count-based Cape Cod method treats ultimate claim counts as the exposure base, and uses a claim severity index to reflect changes in expected losses per claim over time. In effect, the Cape Cod method combines a loss development approach (which forecasts future emergence of loss and allocated loss adjustment expense based on past emergence patterns) with an expected pure premium approach (which assumes that future expected emergence can be projected based on historical pure premiums). The claim severity index assumed a 4.0% claim severity trend, based on recent professional liability severity trend indications and judgment.

For premier plan and value plan business, many policies provide allocated loss adjustment expense coverage in addition to the standard \$1 million per claim indemnity limit. The effect of a provision for allocated loss adjustment expense in addition to limits was estimated by performing incurred and paid loss and allocated loss adjustment expense Bornhuetter-Ferguson (BF) calculations on the incurred and paid loss and allocated loss adjustment expense in addition to the limits. The BF method essentially blends together an expected loss result and a loss development result. The expected losses used in the BF calculation were selected by multiplying expected claim counts by average excess of \$1 million frequency and severity amounts. Based on historical allocated loss adjustment expenses data, the actuary selected a 1.39% claim frequency provision and a \$910,000 claim severity provision for 2008, respectively, for allocated loss adjustment expense in addition to limits. Claim severities for earlier years were obtained by de-trending the selected 2008 claim severity using a 5.0% severity trend assumption.

The projected allocated loss adjustment expense in addition to limit amounts were then added to projected ultimate losses and allocated loss adjustment expense derived from the historical data (which exclude allocated loss adjustment expense above the \$1 million limit) to obtain the selected ultimate loss and allocated loss adjustment expense amounts including allocated loss adjustment expense in addition to limits.

Twice a year, the actuary makes recommendations of a range of the ultimate loss estimate to our Board of Directors, which for each period has selected ultimate loss estimates that fall within that range. Based on this practice, the estimated loss ratio has been updated by the Board of Directors at least once each year, and has historically been near the high end of the range.



The attorneys' professional liability coverage was a new program for the Company in 2003. The relationship with the carrier of that insurance ended on December 31, 2003. Therefore, policies written during 2003 are the only ones we have reinsured. An estimated ultimate loss and allocated loss adjustment expense ratio of 75% was selected for this business.

The CAMICO Mutual Insurance Company was a new program for the Company in 2005. An estimated loss and allocated loss adjustment expense ratio of 70% has been selected annually for this business.

The following table shows the development of the estimated liability for the previous ten years of the Company's operations:

**ANALYSIS OF LOSS AND LOSS ADJUSTMENT EXPENSES DEVELOPMENT**  
(Thousands of US Dollars)

	Year Ended December 31,										
	1998	1999	2000	2001	2002	2003	2004	2005	2006	2007	2008
Gross Liability for											
Loss and LAE											
Reserves . . . . .	\$21,718	\$25,037	\$27,703	\$29,243	\$30,479	\$28,724	\$29,702	\$28,885	\$28,161	\$27,411	\$24,416
Reinsurance											
Recoverable for											
Unpaid Loss and											
LAE Reserves . . . .	876	674	674	674	674	—	—	—	—	—	—
Net Liability for											
Unpaid Losses and											
LAE Reserves . . . .	\$20,842	\$24,363	\$27,029	\$28,569	\$29,805	\$28,724	\$29,702	\$28,885	\$28,161	\$27,411	\$24,416

	Year Ended December 31,										
	1998	1999	2000	2001	2002	2003	2004	2005	2006	2007	2008
Losses Re-estimated as of:											
One Year Later . . . . .	\$18,988	\$24,368	\$24,873	\$27,993	\$25,193	\$27,210	\$27,454	\$26,323	\$25,521	\$22,139	—
Two Years Later . . . . .	18,993	20,602	24,297	23,514	23,676	24,962	24,893	23,493	19,780		
Three Years Later . . . . .	15,583	20,026	21,008	21,997	21,429	22,400	22,062	17,752			
Four Years Later . . . . .	15,007	17,724	19,491	19,750	18,867	19,570	16,321				
Five Years Later . . . . .	13,686	16,207	17,244	17,188	16,037	13,836					
Six Years Later . . . . .	12,807	14,437	15,215	14,688	11,783						
Seven Years Later . . . . .	12,051	12,966	13,430	11,221							
Eight Years Later . . . . .	11,163	11,840	11,639								
Nine Years Later . . . . .	10,596	11,102									
Ten Years Later . . . . .	10,507										
Cumulative Redundancy											
(Deficiency) . . . . .	10,335	13,261	15,390	17,348	18,022	14,888	13,381	11,133	8,381	5,272	—
Cumulative Amount Paid											
Through:											
One Year Later . . . . .	3,024	3,302	4,340	3,851	3,697	3,557	4,678	3,820	3,314	3,970	—
Two Years Later . . . . .	5,584	6,726	7,073	6,600	6,165	6,943	7,729	6,166	6,310		
Three Years Later . . . . .	7,621	8,592	8,904	8,145	7,915	8,995	9,049	8,176			
Four Years Later . . . . .	8,405	9,747	9,781	8,736	8,954	9,690	10,225				
Five Years Later . . . . .	9,105	10,028	9,906	9,174	9,079	10,149					
Six Years Later . . . . .	9,271	9,895	10,142	9,240	9,205						
Seven Years Later . . . . .	8,980	9,989	10,173	9,299							
Eight Years Later . . . . .	9,030	10,001	10,196								
Nine Years Later . . . . .	9,032	10,006									
Ten Years Later . . . . .	9,032										

The above table of losses re-estimated has been prepared on a net basis—i.e., loss and loss adjustment expenses and reinsurance recoveries receivable have not been grossed-up. The table has been prepared on a net basis due to the relative immateriality of reinsurance balances when considered in relation to total loss and loss adjustment expense reserves, and due to the costs of providing such information relative to any benefits of providing it.

The above table presents the development of balance sheet liabilities for 1998 through 2008 as of year-end 2008. The top line of the table shows the original recorded unpaid liability for losses and LAE recorded at the balance sheet date for each of the indicated years. This liability represents the estimated amount of losses and LAE for claims arising in all prior years, both paid and unpaid at the balance sheet date, including losses that had been incurred, but not yet reported, to the Company. The upper portion of the table shows the experience as of the end of each succeeding year. The estimate is increased or decreased as more information becomes known about the frequency and severity of claims.

The “cumulative redundancy (deficiency)” represents the aggregate change in the estimates over all prior years. For example, the 1998 liability has developed a \$10,335,000 redundancy which has been reflected in income in subsequent years as the reserves were re-estimated.

The lower section of the table shows the cumulative amount paid in respect of the previously recorded liability as of the end of each succeeding year. For example, the 1998 year end liability was originally \$20,842,000. As of December 31, 2008, we had paid \$9,032,000 of the currently estimated \$10,507,000 of losses and LAE that had been incurred for 1998 and prior years through the end of 2008; thus an estimated \$1,475,000 in losses incurred through 1998 remain unpaid as of the current financial statement date.

In evaluating this information, it should be understood that each amount includes the effects of all changes in amounts for prior periods. This table does not present accident or policy year development data, which readers may be more accustomed to analyzing. Conditions and trends that have affected development of liabilities in the past may not necessarily occur in the future. Accordingly, it may not be appropriate to extrapolate future redundancies or deficiencies based on this table.

***Off-Balance Sheet Arrangements***

We have no off-balance sheet arrangements required to be disclosed under Item 303(a)(4) of Regulation S-K promulgated by the Securities and Exchange Commission.

***Contractual Obligations***

The following table provides an analysis of our contractual obligations at December 31, 2008:

	Payment due by period (Thousands of dollars)				
	Total	Less than 1 year	1-3 Years	3-5 years	More than 5 years
Unpaid losses and loss adjustment expenses . . . . .	\$24,416	\$5,799	\$7,156	\$2,866	\$8,595

The amounts included for unpaid losses and loss adjustment expenses reflect the estimated timing of expected loss payments on known claims and anticipated future claims. Both the amount and timing of cash flows are uncertain and do not have contractual payout terms. For a discussion of these uncertainties, see “Losses and Loss Adjustment Expenses” beginning page 25. Due to the inherent uncertainty in the process of estimating the timing of these payments, there is a risk that the amounts paid in any period will differ significantly from those disclosed. Total estimated obligations will be funded by existing cash, investments and future premium income.

**Item 7A. Quantitative and Qualitative Disclosures About Market Risk**

Not applicable.

## Item 8. Financial Statements and Supplementary Data

The financial statements required by this Item are listed below:

### INDEX TO FINANCIAL STATEMENTS AND SCHEDULES

	<u>Page</u>
Financial Statements:	
Report of Independent Registered Public Accounting Firm .....	31
Consolidated Balance Sheets .....	32
Consolidated Statements of Operations and Other Comprehensive (Loss) Income .....	33
Consolidated Statements of Changes in Shareholders' Equity .....	34
Consolidated Statements of Cash Flows .....	35
Notes to the Consolidated Financial Statements .....	36
Financial Statement Schedules:	
Schedule I, Consolidated Summary of Investments .....	48

Schedules II, III, IV, V, and VI are omitted as they are inapplicable, immaterial, or because the required information may be found in the audited consolidated financial statements and notes thereto.

## REPORT OF INDEPENDENT REGISTERED PUBLIC ACCOUNTING FIRM

To the Board of Directors and Shareholders  
of AmerInst Insurance Group, Ltd.

We have audited the accompanying consolidated balance sheets of AmerInst Insurance Group, Ltd. and subsidiaries (the "Company") as at December 31, 2008 and 2007, and the related consolidated statements of operations and other comprehensive (loss) income, changes in shareholders' equity and cash flows for the years then ended. Our audits also included the financial statement schedule listed in the Index and included in Item 15. These financial statements and financial statement schedule are the responsibility of the Company's management. Our responsibility is to express an opinion on the financial statements and financial statement schedule based on our audits.

We conducted our audits in accordance with the standards of the Public Company Accounting Oversight Board (United States). Those standards require that we plan and perform the audit to obtain reasonable assurance about whether the financial statements are free of material misstatement. The Company is not required to have, nor were we engaged to perform, an audit of internal control over financial reporting. Our audits included consideration of internal control over financial reporting as a basis for designing audit procedures that are appropriate in the circumstances but not for the purpose of expressing an opinion on the effectiveness of the Company's internal control over financial reporting. Accordingly, we express no such opinion. An audit also includes examining, on a test basis, evidence supporting the amounts and disclosures in the financial statements, assessing the accounting principles used and significant estimates made by management, as well as evaluating the overall financial statement presentation. We believe that our audits provide a reasonable basis for our opinion.

In our opinion, such consolidated financial statements present fairly, in all material respects, the financial position of AmerInst Insurance Group, Ltd. and subsidiaries as at December 31, 2008 and 2007 and the results of their operations and their cash flows for each of the two years in the period ended December 31, 2008 in conformity with accounting principles generally accepted in the United States of America. Also, in our opinion, such financial statement schedule, when considered in relation to the basic consolidated financial statements taken as a whole, presents fairly, in all material respects, the information set forth therein.

/s/ Deloitte & Touche

Hamilton, Bermuda  
March 31, 2009

**AMERINST INSURANCE GROUP, LTD.**  
**CONSOLIDATED BALANCE SHEETS**  
**December 31, 2008 and 2007**  
**(expressed in U.S. dollars)**

	<b>2008</b>	<b>2007</b>
<b>ASSETS</b>		
Investments (Notes 3 and 4):		
Fixed maturity investments, at fair value (amortized cost \$28,471,984 and \$27,319,795) .....	\$29,130,756	\$27,595,959
Equity securities, at fair value (cost \$14,831,578 and \$18,671,329) .....	16,904,168	26,024,069
<b>TOTAL INVESTMENTS</b> .....	<b>46,034,924</b>	<b>53,620,028</b>
Cash and cash equivalents .....	887,107	1,778,798
Restricted cash and cash equivalents .....	316,841	841,602
Assumed reinsurance premiums receivable .....	352,085	605,756
Funds deposited with a reinsurer (Note 3) .....	113,382	113,382
Accrued investment income .....	330,794	263,183
Deferred policy acquisition costs .....	1,044,347	1,042,729
Prepaid expenses and other assets .....	228,435	235,402
<b>TOTAL ASSETS</b> .....	<b>\$49,307,915</b>	<b>\$58,500,880</b>
<b>LIABILITIES AND SHAREHOLDERS' EQUITY</b>		
<b>LIABILITIES</b>		
Unpaid losses and loss adjustment expenses (Note 5) .....	\$24,416,157	\$27,409,622
Unearned premiums .....	3,619,371	3,592,875
Accrued expenses and other liabilities .....	516,143	385,684
<b>TOTAL LIABILITIES</b> .....	<b>\$28,551,671</b>	<b>\$31,388,181</b>
<b>SHAREHOLDERS' EQUITY</b>		
Common shares, \$1 par value, 2008 and 2007: 2,000,000 shares authorized, 995,253 issued and outstanding .....	995,253	995,253
Additional paid-in-capital .....	6,287,293	6,287,293
Retained earnings .....	15,757,104	17,064,401
Accumulated other comprehensive income .....	2,731,362	7,628,904
Shares held by Subsidiary (250,035 and 245,567 shares) at cost .....	(5,014,768)	(4,863,152)
<b>TOTAL SHAREHOLDERS' EQUITY</b> .....	<b>20,756,244</b>	<b>27,112,699</b>
<b>TOTAL LIABILITIES AND SHAREHOLDERS' EQUITY</b> .....	<b>\$49,307,915</b>	<b>\$58,500,880</b>

See accompanying notes to the consolidated financial statements.

**AMERINST INSURANCE GROUP, LTD.**  
**CONSOLIDATED STATEMENTS OF OPERATIONS AND**  
**OTHER COMPREHENSIVE (LOSS) INCOME**  
**years ended December 31, 2008 and 2007**  
**(expressed in U.S. dollars)**

	<u>2008</u>	<u>2007</u>
<b>REVENUES</b>		
Net premiums earned . . . . .	\$ 8,367,209	\$ 7,973,646
Net investment income (Note 4) . . . . .	1,483,173	1,612,384
Net realized (loss) gain on investments (Note 4) . . . . .	(4,558,251)	921,029
<b>TOTAL REVENUES</b> . . . . .	<u>5,292,131</u>	<u>10,507,059</u>
<b>LOSSES AND EXPENSES</b>		
Losses and loss adjustment expenses (Note 5) . . . . .	1,261,347	2,993,065
Policy acquisition costs . . . . .	2,379,800	2,269,322
Operating and management expenses (Note 8) . . . . .	<u>2,284,767</u>	<u>2,187,072</u>
<b>TOTAL LOSSES AND EXPENSES</b> . . . . .	<u>5,925,914</u>	<u>7,449,459</u>
<b>NET (LOSS) INCOME</b> . . . . .	<u>(633,783)</u>	<u>3,057,600</u>
<b>OTHER COMPREHENSIVE INCOME</b>		
Net unrealized holding (loss) gain arising during the period . . . . .	(9,455,793)	1,080,723
Reclassification adjustment for loss (gain) included in net income . . . . .	<u>4,558,251</u>	<u>(921,029)</u>
<b>OTHER COMPREHENSIVE (LOSS) INCOME</b> . . . . .	<u>(4,897,542)</u>	<u>159,694</u>
<b>COMPREHENSIVE (LOSS) INCOME</b> . . . . .	<u><u>\$(5,531,325)</u></u>	<u><u>\$ 3,217,294</u></u>
<b>BASIC AND DILUTED (LOSS) EARNINGS PER SHARE</b> . . . . .	<u>\$ (0.85)</u>	<u>\$ 4.05</u>
Weighted average number of common shares outstanding for the year . . . . .	<u>746,701</u>	<u>753,112</u>

See accompanying notes to the consolidated financial statements.

**AMERINST INSURANCE GROUP, LTD.**

**CONSOLIDATED STATEMENTS OF CHANGES IN SHAREHOLDERS' EQUITY**  
**years ended December 31, 2008 and 2007**  
**(expressed in U.S. dollars)**

	<u>Common Shares</u>	<u>Additional Paid-in Capital</u>	<u>Retained Earnings</u>	<u>Accumulated Other Comprehensive Income, Net of Tax</u>	<u>Shares Held by Subsidiary</u>	<u>Total Shareholders' Equity</u>
BALANCE AT JANUARY 1, 2007 .....	\$995,253	\$6,287,293	\$15,216,651	\$ 7,469,210	\$(4,487,983)	\$25,480,424
Net income .....	—	—	3,057,600	—	—	3,057,600
Other comprehensive income						
Unrealized gains on securities, net of reclassification adjustment .....	—	—	—	159,694	—	159,694
Purchase of shares by subsidiary .....	—	—	—	—	(375,169)	(375,169)
Dividends (\$1.60 per share) ....	—	—	(1,209,850)	—	—	(1,209,850)
BALANCE AT DECEMBER 31, 2007 .....	<u>\$995,253</u>	<u>\$6,287,293</u>	<u>\$17,064,401</u>	<u>\$ 7,628,904</u>	<u>\$(4,863,152)</u>	<u>\$27,112,699</u>
Net (loss) .....	—	—	(633,783)	—	—	(633,783)
Other comprehensive income						
Unrealized (losses) on securities, net of reclassification adjustment .....	—	—	—	(4,897,542)	—	(4,897,542)
Purchase of shares by subsidiary .....	—	—	—	—	(151,616)	(151,616)
Dividends (\$0.94 per share) ....	—	—	(673,514)	—	—	(673,514)
BALANCE AT DECEMBER 31, 2008 .....	<u>\$995,253</u>	<u>\$6,287,293</u>	<u>\$15,757,104</u>	<u>\$ 2,731,362</u>	<u>\$(5,014,768)</u>	<u>\$20,756,244</u>

See accompanying notes to the consolidated financial statements.



**AMERINST INSURANCE GROUP, LTD.**  
**CONSOLIDATED STATEMENTS OF CASH FLOWS**  
**years ended December 31, 2008 and 2007**  
**(expressed in U.S. dollars)**

	<u>2008</u>	<u>2007</u>
<b>CASH FLOWS FROM OPERATING ACTIVITIES</b>		
Net (loss) income .....	\$ (633,783)	\$ 3,057,600
Adjustments to reconcile net income to net cash provided by operating activities:		
Amortization of net (premiums) discounts on investments .....	(126,707)	59,201
Net realized losses (gains) on sale of investments .....	4,558,251	(921,029)
Changes in assets and liabilities:		
Assumed reinsurance premiums receivable .....	253,671	(48,934)
Accrued investment income .....	(67,611)	(33,359)
Deferred policy acquisition costs .....	(1,618)	47,998
Prepaid expenses and other assets .....	6,967	(16,270)
Liability for losses and loss adjustment expenses .....	(2,993,465)	(751,747)
Unearned premiums .....	26,496	(197,817)
Accrued expenses and other liabilities .....	<u>130,459</u>	<u>146,859</u>
Net cash provided by operating activities .....	<u>1,152,660</u>	<u>1,342,502</u>
<b>CASH FLOWS FROM INVESTING ACTIVITIES</b>		
Movement in restricted cash and cash equivalents .....	524,761	214,264
Purchases of investments .....	(27,175,102)	(31,091,591)
Proceeds from sales of investments .....	20,456,120	25,204,298
Proceeds from maturities of fixed maturity investments .....	<u>4,975,000</u>	<u>5,910,000</u>
Net cash (used in) provided by investing activities .....	<u>(1,219,221)</u>	<u>236,971</u>
<b>CASH FLOWS FROM FINANCING ACTIVITIES</b>		
Dividends paid .....	(673,514)	(1,209,850)
Purchase of shares by subsidiary .....	<u>(151,616)</u>	<u>(375,169)</u>
Net cash used in financing activities .....	<u>(825,130)</u>	<u>(1,585,019)</u>
NET CHANGE IN CASH AND CASH EQUIVALENTS .....	(891,691)	(5,546)
CASH AND CASH EQUIVALENTS, BEGINNING OF YEAR .....	<u>1,778,798</u>	<u>1,784,344</u>
CASH AND CASH EQUIVALENTS, END OF YEAR .....	<u>\$ 887,107</u>	<u>\$ 1,778,798</u>

See accompanying notes to the consolidated financial statements.

## AMERINST INSURANCE GROUP, LTD.

### NOTES TO THE CONSOLIDATED FINANCIAL STATEMENTS

#### 1. DESCRIPTION OF BUSINESS

AmerInst Insurance Group, Ltd., (“AmerInst” or the “Company”) was formed under the laws of Bermuda in 1998. The Company, through its wholly-owned subsidiary AmerInst Insurance Company, Ltd. (“AMIC Ltd.”) and its predecessor AmerInst Insurance Company, Inc. (“AIIC Inc.”), has been engaged in the reinsurance of claims-made insurance policies of participants in an American Institute of Certified Public Accountants (“AICPA”) sponsored insurance program that provides accountants’ professional liability insurance coverage (“AICPA Plan”).

The reinsurance activity of AMIC Ltd. depends upon agreements entered into with outside parties. In August 1993, the AICPA Plan endorsed the CNA Financial Corporation (“CNA”) insurance group as its insurance carrier. AIIC Inc. then began a reinsurance relationship with CNA, taking a 10% participation of the first \$1,000,000 of liability of each policy written under the plan. Effective in December 1999, the Company began taking a 10% share of the “value plan” business from CNA. The “value plan” provides for separate \$1,000,000 limits for losses and separate \$1,000,000 limits for expenses per occurrence and \$2,000,000 in the aggregate. The Company’s maximum limits under the “value plan” are \$2,000,000 per occurrence and \$4,000,000 in the aggregate.

However, as further discussed under Note 12 –Subsequent Events, CNA, through whom we have access to the AICPA Plan, has notified us in writing of its intent not to renew its agreement with us after the end of 2009. The Company is currently in commutation and rescission negotiations with CNA, but the outcome is uncertain.

AMIC Ltd. entered into an excess of loss arrangement with Professional Direct Insurance Company (“PDIC”) for a 15% quota share participation in the 1st excess layer of \$500,000 excess of \$500,000 of the attorneys’ professional liability coverage provided by PDIC. The participation commenced January 1, 2003 and terminated December 31, 2003.

Effective June 1, 2005, AMIC Ltd. entered into a 5% share in CAMICO Mutual Insurance Company’s first excess layer of \$2,000,000 excess of \$1,000,000. CAMICO is a California-based writer of accountants’ professional liability business. This contract renewed on June 1, 2006 and further renewed on June 1, 2007 with AMIC Ltd. entering into a 2.5% share of the \$4 million excess \$1 million layer of risk. Effective June 1, 2008, the contract renewed for similar expiring terms.

#### 2. SIGNIFICANT ACCOUNTING POLICIES

##### *Basis of presentation*

The accompanying consolidated financial statements have been prepared in conformity with accounting principles generally accepted in the United States of America and include the accounts of AmerInst and its operating wholly-owned subsidiaries, AmerInst Mezco, Ltd. (“Mezco”), AMIC Ltd. and AmerInst Investment Company, Ltd. (“Investco”). Intercompany accounts and transactions have been eliminated on consolidation.

The preparation of financial statements in conformity with generally accepted accounting principles in the United States of America requires management to make estimates and assumptions that affect the reported amounts of assets and liabilities and disclosure of contingent assets and liabilities at the date of the financial statements and the reported amounts of revenues and expenses during the reporting period. Actual results could differ from those estimates. The major estimates reflected in the Company’s financial statements include but are not limited to the liability for loss and loss adjustment expenses.

## AMERINST INSURANCE GROUP, LTD.

### NOTES TO THE CONSOLIDATED FINANCIAL STATEMENTS—(Continued)

#### *Premiums*

Premiums assumed are earned on a pro rata basis over the terms of the underlying policies to which they relate. Premiums assumed relating to the unexpired portion of policies in force at the balance sheet date are recorded as unearned premiums.

#### *Deferred policy acquisition costs*

Ceding commissions related to assumed reinsurance agreements are deferred and amortized pro rata over the terms of the underlying policies to which they relate.

#### *Liability for losses and loss adjustment expenses*

The liability for unpaid losses and loss adjustment expenses includes case basis estimates of reported losses plus supplemental amounts for projected losses incurred but not reported (IBNR), calculated based upon loss projections utilizing certain actuarial assumptions and AMIC Ltd.'s historical loss experience supplemented with industry data. The aggregate liability for unpaid losses and loss adjustment expenses at year end represents management's best estimate, based upon the available data, of the amount necessary to cover the ultimate cost of loss, based upon an actuarial analysis prepared by independent actuaries. However, because of the volatility inherent in professional liability coverage, actual loss experience may not conform to the assumptions used in determining the estimated amounts for such liability at the balance sheet date. Accordingly, the ultimate liability could be significantly in excess of or less than the amount indicated in the financial statements. As adjustments to these estimates become necessary, such adjustments are reflected in current operations. AMIC Ltd. does not discount its loss reserves for purposes of these financial statements.

The anticipated effect of inflation is implicitly considered when estimating liabilities for unpaid losses and loss adjustment expenses. Future average severities are projected based on historical trends adjusted for anticipated trends, are monitored based on actual developments and are modified if necessary.

#### *Investments*

AmerInst classifies all of its investments as available-for-sale. Accordingly, AmerInst reports these securities at their estimated fair values with unrealized holding gains and losses being reported as other comprehensive income. Fair value of investments is based on market quotations. Realized gains and losses on sales of investments are accounted for by specifically identifying the cost and are reflected in the income statement in the period of sale.

Declines in the fair value of investments below cost are evaluated for other than temporary impairment losses. The evaluation for other than temporary impairment losses is a quantitative and qualitative process which is subject to risks and uncertainties in the determination of whether declines in the fair value of investments are other than temporary. The risks and uncertainties include the Company's intent and ability to hold the security, changes in general economic conditions, the issuer's financial condition or near term recovery prospects, and the effects of changes in interest rates. AmerInst's accounting policy requires that a decline in the value of a security below its cost basis be assessed to determine if the decline is other than temporary. If so, the security is deemed to be impaired and a charge is recorded in net realized losses equal to the difference between the fair value and the cost basis of the security. The fair value of the impaired investment becomes its new cost basis.

#### *Cash and cash equivalents*

For purposes of the statements of cash flows, AmerInst considers all money market funds and highly liquid debt instruments purchased with an original maturity of three months or less to be cash equivalents.

## AMERINST INSURANCE GROUP, LTD.

### NOTES TO THE CONSOLIDATED FINANCIAL STATEMENTS—(Continued)

#### *Net income per common share*

Basic earnings per share is determined as net income available to common shareholders divided by the weighted average number of common shares outstanding for the period. There are no dilutive securities.

#### *New Accounting Pronouncements*

##### **Accounting Standards Adopted**

##### *Fair Value Measurement*

We adopted FAS 157, *Fair Value Measurements* (“FAS 157”), effective January 1, 2008. Under this standard, fair value is defined as the price that would be received to sell an asset or paid to transfer a liability (i.e. the “exit price”) in an orderly transaction between market participants at the measurement date.

In determining fair value, we use the market approach which makes use of prices and other relevant information generated by market transactions involving identical or comparable assets or liabilities. FAS 157 establishes a hierarchy for inputs used in measuring fair value that maximizes the use of observable inputs and minimizes the use of unobservable inputs by requiring that the most observable inputs be used when available. The hierarchy is broken down into three levels based on the reliability of inputs as follows:

- **Level 1:** Observable inputs to the valuation methodology that are quoted prices (unadjusted) for identical assets or liabilities in active markets.
- **Level 2:** Observable inputs to the valuation methodology other than quoted market prices (unadjusted) for identical assets or liabilities in active markets. Level 2 inputs include quoted prices for similar assets and liabilities in active markets, quoted prices for identical assets in markets that are not active and inputs other than quoted prices that are observable for the asset or liability, either directly or indirectly, for substantially the full term of the asset or liability.
- **Level 3:** Inputs to the valuation methodology that are unobservable for the asset or liability.

The availability of observable inputs can vary from investment instrument to investment instrument and is affected by a wide variety of factors, including, for example, the type of investment, whether the investment is new and not yet established in the marketplace, and other characteristics particular to the transaction. To the extent that valuation is based on models or inputs that are less observable or unobservable in the market, the determination of fair value requires significantly more judgment. Accordingly, the degree of judgment exercised by management in determining fair value is greatest for instruments categorized in Level 3. We use prices and inputs that are current as of the measurement date, including during periods of market dislocation. In periods of market dislocation, the observability of prices and inputs may be reduced for many instruments. This condition could cause an instrument to be reclassified between levels.

The adoption of FAS 157 did not result in any cumulative-effective adjustment to our beginning retained earnings at January 1, 2008, or any material impact on our results of operations, financial position or liquidity. In February 2008, the FASB issued FSP FAS 157-2, *Effective Date of FASB Statement No. 157* (“FSP FAS 157-2”), which permits a one-year deferral of the application of FAS 157 for all non-financial assets and non-financial liabilities, except those that are recognized or disclosed at fair value in the financial statements on a recurring basis (at least annually). Accordingly, we have also adopted FSP FAS 157-2 effective January 1, 2008, for non-financial assets and non-financial liabilities. We are currently considering the impact of adopting FAS 157 for non-financial assets and non-financial liabilities with effect from January 1, 2009. We, however, do not anticipate that this adoption will have a material impact on our results of operations, financial position or liquidity.

## AMERINST INSURANCE GROUP, LTD.

### NOTES TO THE CONSOLIDATED FINANCIAL STATEMENTS—(Continued)

#### Accounting Standards Not Yet Adopted

##### *Derivative Instruments and Hedging Activities*

In March 2008, the FASB issued FAS No. 161, *Disclosures about Derivative Instruments and Hedging Activities – an amendment of FASB Statement No. 133* (“FAS 161”). FAS 161 expands the disclosure requirements of FAS 133 and requires the reporting entity to provide enhanced disclosures about the objectives and strategies for using derivative instruments, quantitative disclosures about fair values and amounts of gains and losses on derivative contracts, and credit-risk related contingent features in derivative agreements. FAS 161 will be effective for fiscal years beginning after November 15, 2008, and interim periods within those fiscal years. The adoption of FAS 161 is not expected to have a significant impact on our financial statements.

In February 2007, FASB issued FAS 159, *The Fair Value Option for Financial Assets and Financial Liabilities—Including an amendment of FASB Statement No. 115*. FAS 159 permits entities to choose to measure many financial instruments and certain other items at fair value. The objective is to improve financial reporting by providing entities with the opportunity to mitigate volatility in reported earnings caused by measuring related assets and liabilities differently without having to apply complex hedge accounting provisions. This statement is expected to expand the use of fair value measurement, which is consistent with the FASB’s long-term measurement objectives for accounting for financial instruments. The fair value option established will permit all entities to choose to measure eligible items at fair value at specified election dates. An entity shall record unrealized gains and losses on items for which the fair value option has been elected through net income in the statement of operations at each subsequent reporting date. This statement is effective as of the beginning of an entity’s first fiscal year that begins after November 15, 2007. The Company decided not to adopt FAS 159.

#### 3. PLEDGED ASSETS

Pursuant to the reinsurance agreements, AMIC Ltd. is required to provide the ceding companies with collateral for AMIC Ltd.’s liabilities to them. At December 31, 2008 and 2007 \$113,382 was held in deposits pursuant to the 2003 excess reinsurance agreement with PDIC. Also at December 31, 2008 and 2007, the carrying value of investments in a trust account held by Bank of New York pursuant to reinsurance agreements in effect from 1989 to mid-1993 was \$2,256 and \$2,038, respectively. Additionally, at December 31, 2008 and 2007, AMIC Ltd. had provided CNA with a Section 114 Trust, held by JPMorgan Chase Bank, with restricted cash and cash equivalents and investments with a carrying value of \$24,343,002 and \$23,160,559, respectively. At December 31, 2008 and 2007 AMIC Ltd. provided CAMICO with a Letter of Credit held by National City Bank with supporting investments with a carrying value of \$4,019,995 and \$4,370,598, respectively.

**AMERINST INSURANCE GROUP, LTD.**

**NOTES TO THE CONSOLIDATED FINANCIAL STATEMENTS—(Continued)**

**4. INVESTMENTS**

The cost or amortized cost, gross unrealized holding gains and losses, and estimated fair value of investments in fixed maturity investments, by major security type, and equity securities at December 31, 2008 and 2007 are as follows:

	<u>Cost or Amortized Cost</u>	<u>Gross Unrealized Gains</u>	<u>Gross Unrealized Losses</u>	<u>Estimated Fair Value</u>
December 31, 2008				
Fixed maturity investments:				
Obligations of states and political subdivisions . . . . .	\$20,940,760	\$ 559,499	\$ (4,992)	\$21,495,267
Mortgage-backed securities (U.S. agency backed) . . . . .	7,531,224	104,265	—	7,635,489
Total fixed maturity investments . . . . .	<u>28,471,984</u>	<u>663,764</u>	<u>(4,992)</u>	<u>29,130,756</u>
Equity securities . . . . .	13,831,578	1,948,066	(28,024)	15,751,620
Hedge fund . . . . .	1,000,000	152,548	—	1,152,548
Total equity securities . . . . .	<u>14,831,578</u>	<u>2,100,614</u>	<u>(28,024)</u>	<u>16,904,168</u>
Total investments . . . . .	<u>\$43,303,562</u>	<u>\$2,764,378</u>	<u>\$(33,016)</u>	<u>\$46,034,924</u>
	<u>Cost or Amortized Cost</u>	<u>Gross Unrealized Gains</u>	<u>Gross Unrealized Losses</u>	<u>Estimated Fair Value</u>
December 31, 2007				
Fixed maturity investments:				
Obligations of states and political subdivisions . . . . .	\$18,183,149	\$ 268,596	\$(11,529)	\$18,440,216
Mortgage-backed securities (U.S. agency backed) . . . . .	9,136,646	44,828	(25,731)	9,155,743
Total fixed maturity investments . . . . .	<u>27,319,795</u>	<u>313,424</u>	<u>(37,260)</u>	<u>27,595,959</u>
Equity securities . . . . .	17,671,329	6,867,756	(2,282)	24,536,803
Hedge fund . . . . .	1,000,000	487,266	—	1,487,266
Total equity securities . . . . .	<u>18,671,329</u>	<u>7,355,022</u>	<u>(2,282)</u>	<u>26,024,069</u>
Total investments . . . . .	<u>\$45,991,124</u>	<u>\$7,668,446</u>	<u>\$(39,542)</u>	<u>\$53,620,028</u>

**AMERINST INSURANCE GROUP, LTD.**

**NOTES TO THE CONSOLIDATED FINANCIAL STATEMENTS—(Continued)**

The gross unrealized loss on investments at December 31, 2008 and 2007 are categorized as follows:

	<u>12 months or greater</u>		<u>Less than 12 months</u>		<u>Total</u>	
	<u>Estimated Fair Value</u>	<u>Unrealized Losses</u>	<u>Estimated Fair Value</u>	<u>Unrealized Losses</u>	<u>Estimated Fair Value</u>	<u>Unrealized Losses</u>
December 31, 2008						
Fixed maturity investments:						
Obligations of states and political subdivisions . . . . .	\$ —	—	\$1,718,215	\$ (4,992)	\$1,718,215	\$ (4,992)
Corporate debt securities . . . . .	—	—	—	—	—	—
Mortgage-backed securities (U.S. agency backed) . . . . .	—	—	—	—	—	—
Total fixed maturity investments . . . . .	—	—	1,718,215	(4,992)	1,718,215	(4,992)
Equity securities . . . . .	105,959	(5,635)	935,013	(22,389)	1,040,972	(28,024)
Hedge fund . . . . .	—	—	—	—	—	—
Total equity securities . . . . .	105,959	(5,635)	935,013	(22,389)	1,040,972	(28,024)
Total investments . . . . .	<u>\$105,959</u>	<u>\$(5,635)</u>	<u>\$2,653,228</u>	<u>\$(27,381)</u>	<u>\$2,759,187</u>	<u>\$(33,016)</u>

As of December 31, 2008, there were approximately 9 securities in an unrealized loss position with an estimated fair value of \$2,759,187. Of these securities, there is 1 security that has been in an unrealized loss position for 12 months or greater with an estimated fair value of \$105,959. As of December 31, 2008, none of these securities were considered to be other than temporarily impaired. The unrealized losses from these securities were not a result of credit, collateral or structural issues.

	<u>12 months or greater</u>		<u>Less than 12 months</u>		<u>Total</u>	
	<u>Estimated Fair Value</u>	<u>Unrealized Losses</u>	<u>Estimated Fair Value</u>	<u>Unrealized Losses</u>	<u>Estimated Fair Value</u>	<u>Unrealized Losses</u>
December 31, 2007						
Fixed maturity investments:						
Obligations of states and political subdivisions . . . . .	\$3,029,985	\$(11,524)	\$307,278	\$ (4)	\$3,337,263	\$(11,528)
Mortgage-backed securities (U.S. agency backed) . . . . .	<u>2,861,977</u>	<u>(25,732)</u>	—	—	<u>2,861,977</u>	<u>(25,732)</u>
Total fixed maturity investments . . . . .	<u>5,891,962</u>	<u>(37,256)</u>	<u>307,278</u>	<u>(4)</u>	<u>6,199,240</u>	<u>(37,260)</u>
Equity securities . . . . .	—	—	173,934	(2,282)	173,934	(2,282)
Hedge fund . . . . .	—	—	—	—	—	—
Total equity securities . . . . .	—	—	173,934	(2,282)	173,934	(2,282)
Total investments . . . . .	<u>\$5,891,962</u>	<u>\$(37,256)</u>	<u>\$481,212</u>	<u>\$(2,286)</u>	<u>\$6,373,174</u>	<u>\$(39,542)</u>

As of December 31, 2007, there were approximately 14 securities in an unrealized loss position with an estimated fair value of \$6,373,174. Of these securities, there are 11 securities that have been in an unrealized loss position for 12 months or greater with an estimated fair value of \$5,891,962. As of December 31, 2007, none of these securities were considered to be other than temporarily impaired. The unrealized losses from these securities were not a result of credit, collateral or structural issues.

**AMERINST INSURANCE GROUP, LTD.**

**NOTES TO THE CONSOLIDATED FINANCIAL STATEMENTS—(Continued)**

The cost or amortized cost and estimated fair value of fixed maturity investments at December 31, 2008 by contractual maturity are shown below. Expected maturities may differ from contractual maturities as borrowers may have the right to call or prepay obligations without penalties.

	<u>Amortized Cost</u>	<u>Estimated Fair Value</u>
Due in one year or less . . . . .	\$ 1,181,511	\$ 1,195,290
Due after one year through five years . . . . .	13,040,429	13,319,090
Due after five years through ten years . . . . .	5,721,884	5,937,920
Due after ten years . . . . .	996,936	1,042,967
Subtotal . . . . .	<u>20,940,760</u>	<u>21,495,267</u>
Mortgage-backed securities (U.S. agency backed) . . . . .	7,531,224	7,635,489
Total . . . . .	<u>\$28,471,984</u>	<u>\$29,130,756</u>

Information on sales and maturities of investments are as follows:

	<u>2008</u>	<u>2007</u>
Total proceeds on sales of securities . . . . .	\$20,456,120	\$25,204,298
Total proceeds from maturities of fixed maturity investments . . . . .	4,975,000	5,910,000
Gross gains on sales . . . . .	1,225,335	2,205,364
Gross losses on sales . . . . .	(1,767,121)	(361,158)
Impairment losses . . . . .	(4,016,465)	(923,177)

Major categories of net interest and dividend income are summarized as follows:

	<u>2008</u>	<u>2007</u>
Interest earned:		
Fixed maturity investments . . . . .	\$1,340,972	\$1,224,047
Short term investments and cash and cash equivalents . . . . .	42,552	149,919
Dividends earned . . . . .	325,970	476,233
Investment expenses . . . . .	(226,321)	(237,815)
Net investment income . . . . .	<u>\$1,483,173</u>	<u>\$1,612,384</u>

**5. LIABILITY FOR UNPAID LOSSES AND LOSS ADJUSTMENT EXPENSES**

Details of the liability for unpaid losses and loss adjustment expenses and related reinsurance recoveries receivable at December 31, 2008 and 2007 are as follows:

	<u>2008</u>	<u>2007</u>
Case basis estimates . . . . .	\$ 6,330,571	\$ 6,119,316
Incurred But Not Reported . . . . .	18,085,586	21,290,306
Totals . . . . .	<u>\$24,416,157</u>	<u>\$27,409,622</u>



**AMERINST INSURANCE GROUP, LTD.**

**NOTES TO THE CONSOLIDATED FINANCIAL STATEMENTS—(Continued)**

Liability for losses and loss adjustment expense activity is as follows:

	<u>2008</u>	<u>2007</u>
Liability—beginning of year . . . . .	\$27,409,622	\$28,161,369
Incurred related to:		
Current year . . . . .	5,814,347	5,784,085
Prior years . . . . .	<u>(4,553,000)</u>	<u>(2,790,997)</u>
Total incurred . . . . .	<u>1,261,347</u>	<u>2,993,088</u>
Paid related to:		
Current year . . . . .	(60,654)	(99,277)
Prior years . . . . .	<u>(4,194,158)</u>	<u>(3,645,558)</u>
Total paid . . . . .	<u>(4,254,812)</u>	<u>(3,744,835)</u>
Liability—end of year . . . . .	<u>\$24,416,157</u>	<u>\$27,409,622</u>

As a result of the change in estimates of insured events in prior years, the provision for losses and loss expenses decreased by \$4,553,000 and \$2,790,997 in 2008 and 2007, respectively. The 2008 decrease related mainly to positive loss development in the policy years 1994 to 2004. The positive loss development in both 2008 and 2007 reflected the recognition of better than expected loss emergence in the prior policy years noted rather than explicit changes to our actuarial assumptions. The 2007 decrease related mainly to positive loss development in the policy years 1994 to 2002.

**6. SHAREHOLDERS' EQUITY**

Notwithstanding the absence of a public market for our common shares, we have a policy of having Investco, which holds our investment portfolio, purchase shares owned by our shareholders who have retired from the practice of accounting or have died. We are currently prepared to repurchase those shares at a price equal to the greater of the last year-end net book value per share or \$27.85 per share.

**7. PREMIUMS WRITTEN**

Premiums written were \$8,393,705 and \$7,681,860 during 2008 and 2007, respectively.

**8. OPERATING, MANAGEMENT EXPENSES AND TAXATION**

AmerInst, AMIC Ltd., Mezco and Investco have no employees. Their operating activities, as well as certain management functions, are performed by contracted professional service providers. Cedar Management Limited provides AmerInst and AMIC Ltd. certain management, administrative and operations services under the direction of AmerInst's Board of Directors pursuant to an agreement. The agreement may be terminated by either party upon not more than 90 days nor less than 60 days prior written notice. Mr. Grayston, a director and President of the Company, and Mr. McMahon, Vice President and Treasurer of the Company, are Vice President and President of Cedar Management Limited, respectively. The company paid \$265,000 and \$235,000 in fees pursuant to this agreement during 2008 and 2007, respectively. Operating and management expenses include compensation paid to members of the Board of Directors and various committees of the Board totaling \$590,115 in 2008 and \$507,648 in 2007.

Under current Bermuda law, the Company and its subsidiaries are not required to pay taxes in Bermuda on either income or capital gains. The Company has received an undertaking from the Bermuda government that, in the event of income or capital gains taxes being imposed, the Company will be exempted from such taxes until the year 2016.

**AMERINST INSURANCE GROUP, LTD.**

**NOTES TO THE CONSOLIDATED FINANCIAL STATEMENTS—(Continued)**

**9. DIVIDEND RESTRICTIONS AND STATUTORY REQUIREMENTS**

Under the Bermuda Companies Act, AmerInst is prohibited from declaring or paying a dividend as at December 31, 2008 if such payment would reduce the realizable value of its assets to an amount less than the aggregate value of its liabilities, issued share capital, and share premium accounts. In addition, it must be able to pay its liabilities as they come due after the payment of a dividend. As at December 31, 2008, approximately \$20 million was available to shareholders in accordance with these provisions.

AmerInst's ability to pay common shareholders' dividends and its operating expenses is dependent on cash dividends from AMIC Ltd. including its subsidiary, Investco (collectively the "reinsurance subsidiaries"). The payment of such dividends by the reinsurance subsidiaries to AmerInst is limited under Bermuda law by the Bermuda Insurance Act 1978 and Related Regulations, as amended, which require that AMIC Ltd. maintain minimum levels of solvency and liquidity. For the years ended December 31, 2008 and 2007 these requirements have been met. The minimum required statutory capital and surplus was \$3,662,424 and \$4,111,443 and actual statutory capital and surplus was \$24,632,564 and \$25,135,361 at December 31, 2008 and 2007, respectively. The minimum required level of relevant assets was \$29,227,476 and \$32,946,033 and actual relevant assets was \$66,540,279 and \$69,063,405 at December 31, 2008 and 2007, respectively. Statutory income for the years ended December 31, 2008 and 2007 was \$4,668,499 and \$2,440,824.

**10. UNAUDITED CONDENSED QUARTERLY FINANCIAL DATA**

	<u>FIRST QUARTER</u>	<u>SECOND QUARTER</u>	<u>THIRD QUARTER</u>	<u>FOURTH QUARTER</u>
<b>2008</b>				
Net premiums earned . . . . .	\$2,127,266	\$2,041,470	\$ 2,061,362	\$ 2,137,111
Net investment income . . . . .	392,053	374,265	346,360	370,495
Net realized (loss) . . . . .	<u>(380,088)</u>	<u>(589,965)</u>	<u>(865,735)</u>	<u>(2,722,463)</u>
Total revenues . . . . .	<u>2,139,231</u>	<u>1,825,770</u>	<u>1,541,987</u>	<u>(214,857)</u>
Net (loss) income . . . . .	\$ (466,073)	\$ (919,173)	\$(1,022,165)	\$ 1,773,628
Basic and diluted (loss) net income per share . . . . .	\$ (0.62)	\$ (1.23)	\$ (1.37)	\$ 2.37
	<u>FIRST QUARTER</u>	<u>SECOND QUARTER</u>	<u>THIRD QUARTER</u>	<u>FOURTH QUARTER</u>
<b>2007</b>				
Net premiums earned . . . . .	\$2,234,048	\$1,552,209	\$ 2,102,940	\$ 2,084,449
Net investment income . . . . .	394,156	395,089	397,948	425,191
Net realized gain (loss) . . . . .	<u>53,068</u>	<u>867,775</u>	<u>451,358</u>	<u>(451,172)</u>
Total revenues . . . . .	<u>2,681,272</u>	<u>2,815,073</u>	<u>2,952,246</u>	<u>2,058,468</u>
Net income (loss) . . . . .	\$ (161,377)	\$ 800,154	\$ 332,707	\$ 2,086,116
Basic and diluted net income (loss) per share . . . . .	\$ (0.21)	\$ 1.06	\$ 0.44	\$ 2.76

**11. SEGMENT INFORMATION**

AmerInst has two operating segments: 1) reinsurance activity and 2) RINITSTM, its insurance financing product, which is in the marketing phase of development. The results for the reinsurance activity were as follows:

	<u>2008</u>	<u>2007</u>
Revenues . . . . .	\$5,292,131	\$10,507,059
Total losses and expenses . . . . .	5,458,169	6,745,850
Segment (loss) income . . . . .	(166,038)	3,761,209

**AMERINST INSURANCE GROUP, LTD.**

**NOTES TO THE CONSOLIDATED FINANCIAL STATEMENTS—(Continued)**

The RINITIS™ segment offers a mechanism to securitize insurance and reinsurance risk, involving property, casualty, life and health lines of insurance. This segment as of December 31, 2008, had generated no revenue. Operating and management expenses are as follows:

	<b>2008</b>	<b>2007</b>
Operating and management expenses, being segment loss . . . . .	\$467,745	\$703,609

The combined total net (loss) income for both segments is as follows:

	<b>2008</b>	<b>2007</b>
Total net (loss) income . . . . .	\$(633,783)	\$3,057,600

**12. SUBSEQUENT EVENTS**

On January 5, 2009, AMIC Ltd. received written notice from CNA that CNA does not intend to renew the reinsurance program encompassed by the AICPA Plan and the Value Plan Policies Accountants Professional Liability Quota Share Treaty effective January 1, 2010. AmerInst’s underwriting profitability is substantially dependent upon the policy pricing, risk selection and claims administration functions exclusively controlled and performed by CNA, the officially sponsored insurer for the AICPA Plan. Neither AmerInst nor any of its subsidiaries has any contractual right to act as a reinsurer or in any other capacity incident to the AICPA Plan. The business relationship with CNA currently accounts for over 95% of AmerInst’s operating revenue.

The Board has authorized AmerInst’s Underwriting, Actuarial and Reinsurance Committee to discuss with CNA the terms and potential termination of the Agreement, and authorized the Business Development Committee to consider other business opportunities. The committee is currently in commutation and rescission negotiations with CNA and reviewing other potential lines of business. However, the outcome of the committee’s negotiations with CNA and review of other potential businesses is not yet certain.

## **Item 9. Changes in and Disagreements with Accountants on Accounting and Financial Disclosure**

There have been no changes in, or disagreements with, accountants on accounting and financial disclosure. Our retention of Deloitte & Touche has been approved by our Audit Committee and our shareholders. There have been no disagreements with Deloitte & Touche with respect to any matter of accounting principles or practices, financial statement disclosure or auditing scope or procedure.

### **Item 9A. Controls and Procedures**

#### **Disclosure Controls and Procedures**

As of December 31, 2008, we carried out an evaluation under the supervision and with the participation of our management, including our Principal Executive Officer and our Principal Financial Officer, of the effectiveness of the design and operation of our disclosure controls and procedures pursuant to Rule 13a-15 under the Securities Exchange Act of 1934, as amended. Based upon that evaluation, our Principal Executive Officer and Principal Financial Officer concluded that, as of December 31, 2008, our disclosure controls and procedures were effective.

#### **Management's Annual Report on Internal Control Over Financial Reporting**

Management of the Company (together with its consolidated subsidiaries) is responsible for establishing and maintaining adequate internal control over financial reporting. Management conducted an assessment of the effectiveness, as of December 31, 2008, of the Company's internal control over financial reporting, based on the framework established in *Internal Control-Integrated Framework Issued by the Committee Sponsoring Organizations of the Treadway Commission (COSO)*. To perform this assessment the Company engaged its manager, Cedar Management Limited and the independent CPA firm, Johnson Lambert & Company of Burlington, Vermont. Based on our assessment under that framework, management concluded that the Company's internal control over financial reporting was effective as of December 31, 2008.

Our internal control over financial reporting is a process designed by or under the supervision of our principal executive and principal financial officers to provide reasonable assurance regarding the reliability of financial reporting and the preparation of financial statements for external purposes in accordance with generally accepted accounting principles. Our internal control over financial reporting includes policies and procedures that (1) pertain to the maintenance of records that, in reasonable detail, accurately and fairly reflect transactions and dispositions of assets; (2) provide reasonable assurance that transactions are recorded as necessary to permit preparation of financial statements in accordance with generally accepted accounting principles, and that receipts and expenditures are being made only in accordance with authorizations of management and the directors of the Company; and (3) provide reasonable assurance regarding prevention or timely detection of unauthorized acquisition, use, or disposition of the Company's assets that could have a material effect on our financial statements.

Because of its inherent limitations, internal control over financial reporting may not prevent or detect misstatements.

There has been no change in our internal controls over financial reporting identified in the evaluation that occurred during our last fiscal quarter that has materially affected, or is reasonably likely to materially affect, our internal control over financial reporting.

This annual report does not include an attestation report of the Company's registered public accounting firm regarding internal control over financial reporting. Management's report was not subject to attestation by the Company's registered public accounting firm pursuant to temporary rules of the SEC that permit the company to provide only management's report in this annual report.

### **Item 9B. Other Information**

None

## PART III

### **Item 10. Directors, Executive Officers and Corporate Governance**

The information required by Item 10 of Form 10-K with respect to identification of directors and officers is incorporated by reference from the information contained in the section captioned “Election of Directors” in the Company’s definitive Proxy Statement for the Annual General Meeting of Shareholders to be held on June 11, 2009 (the “Proxy Statement”), a copy of which we intend to file with the SEC within 120 days after the end of the year covered by this Annual Report on Form 10-K. The company has two executive officers, one of which is a director of the Company.

#### *Code of Ethics*

We have a Code of Business Conduct and Ethics that applies to all directors, officers and employees, including our principal executive officer, our principal financial officer and our principal accounting officer. You can find our Code of Business Conduct and Ethics on our internet site, [www.amerinst.bm](http://www.amerinst.bm). We will post any amendments to the Code of Business Conduct and Ethics and any waivers that are required to be disclosed by the rules of the SEC on our internet site.

#### *Section 16 Compliance*

Information appearing under the caption “Other Matters—Section 16(a) Beneficial Ownership Reporting Compliance” in the Proxy Statement is incorporated herein by reference.

#### *Audit Committee*

Information appearing under the captions “Election of Directors—Meetings and Committees of the Board” and “—Report of the Audit Committee” in the Proxy Statement is incorporated herein by reference.

### **Item 11. Executive Compensation**

The information required by Item 11 of the Form 10-K is incorporated by reference from the information contained in the section captioned “Election of Directors—Executive and Director Compensation” in the Proxy Statement.

### **Item 12. Security Ownership of Certain Beneficial Owners and Management and Related Shareholder Matters**

The information required by Item 12 of Form 10-K is incorporated by reference from the information contained in the section captioned “Other Matters—Security Ownership of Certain Beneficial Owners and Management” in the Proxy Statement.

### **Item 13. Certain Relationships and Related Transactions, and Director Independence**

The information required by Item 13 of Form 10-K is incorporated by reference from the information contained in the sections captioned “Other Matters—Certain Relationships and Related Transactions” and “Election of Directors” in the Proxy Statement.

### **Item 14. Principal Accountant Fees and Services**

The information required by Item 14 of Form 10-K is incorporated by reference from the information in the section captioned “Appointment of Auditors” in the Proxy Statement.

## PART IV

### Item 15. Exhibits and Financial Statement Schedules

- (a)(1) See Index to Financial Statements and Schedules on page 30.
- (a)(2) See Index to Financial Statements and Schedules on page 30.
- (a)(3) See Index to Exhibits set forth on pages 50 – 52.
- (b) See Index to Exhibits.
- (c) See Index to Financial Statements and Schedules on page 30.

### INVESTMENTS—SCHEDULE I

#### AmerInst Insurance Group, Ltd.

#### Consolidated Summary of Investments as of December 31, 2008

<u>Type of investment</u>	<u>Cost (1)</u>	<u>Fair Value</u>	<u>Amount at which shown on the Balance Sheet</u>
Fixed maturity investments:			
Bonds:			
United States government and agencies and authorities . . . . .	\$15,040,825	\$15,423,427	\$15,423,427
States, municipalities and political subdivisions . . . . .	13,431,159	13,707,329	13,707,329
Total fixed maturities . . . . .	28,471,984	29,130,756	29,130,756
Equities:			
Common stocks:			
Bank, trust and insurance companies . . . . .	2,574,763	2,986,283	2,986,283
Hedge fund, industrial, miscellaneous and all other . . . . .	12,256,815	13,917,885	13,917,885
Total equity securities . . . . .	14,831,578	16,904,168	16,904,168
Total investments . . . . .	\$43,303,562	\$46,034,924	\$46,034,924

- (1) Adjusted cost of equity securities, taking in to account other than temporary impairment charges, and, as to fixed maturities, original cost reduced by repayments and adjusted for amortization of premiums or accrual of discounts.

## SIGNATURES

Pursuant to the requirements of Section 13 or 15 (d) of the Securities Exchange Act of 1934, the Registrant has duly caused this report to be signed on its behalf by the undersigned, thereunto duly authorized.

Dated: March 31, 2009

AMERINST INSURANCE GROUP, LTD.

By:           /s/ STUART H. GRAYSTON            
**Stuart H. Grayston,**  
**President (Principal Executive Officer)**

Pursuant to the requirements of the Securities Exchange Act of 1934, this report has been signed below by the following persons on behalf of the Registrant and in the capacities and on the dates indicated.

<u>Name</u>	<u>Title</u>	<u>Date</u>
/s/ STUART H. GRAYSTON Stuart H. Grayston	President and Director (Principal Executive Officer)	March 31, 2009
/s/ THOMAS McMAHON Thomas McMahan	Vice-President, Treasurer (Principal Financial and Accounting Officer)	March 31, 2009
/s/ IRVIN F. DIAMOND Irvin F. Diamond	Director and Chairman of the Board	March 31, 2009
/s/ JEROME A. HARRIS Jerome A. Harris	Director and Vice-Chairman of the Board	March 31, 2009
/s/ DAVID N. THOMPSON David N. Thompson	Director	March 31, 2009
/s/ JOHN T. SCHIFFMAN John T. Schiffman	Director	March 31, 2009
/s/ RONALD S. KATCH Ronald S. Katch	Director	March 31, 2009
/s/ JEFFRY I. GILLMAN Jeffry I. Gillman	Director	March 31, 2009
/s/ DAVID R. KLUNK David R. Klunk	Director	March 31, 2009
/s/ THOMAS P. LILLIE Thomas P. Lillie	Director	March 31, 2009

**INDEX TO EXHIBITS**  
**Year ended December 31, 2008**

<u>Exhibit Number</u>	<u>Description</u>
3(i)	Memorandum of Association of AmerInst Insurance Group Ltd. (“AmerInst” or the “Company”) (1)
3(ii)	Bye-laws of the Company (1)
4.1	Section 47 of the Company’s Bye-laws—included in Exhibit 3(ii) above
4.2	Statement of Share Ownership Policy, as Amended (9)
10.1	Reinsurance Treaty between AmerInst Insurance Company, Inc. (“AIIC”) and Virginia Surety Company, Inc. (2)
10.2	Agreement between Country Club Bank and AIIC (2)
10.3	Agreement between Country Club Bank and AmerInst Insurance Group, Inc. (“AMIG”) (2)
10.4	Reinsurance Treaty between AIIC and CNA Insurance Companies (3), 1994 placement slip (4), 1995 placement slip (5), 1996 placement slip (6), 1997 placement slip (8), 1998 placement slip (10), and Endorsement No. 1 to the Treaty effective July 1, 1999 (11)
10.5	Revised Management Agreement between Vermont Insurance Management, Inc. and AIIC dated May 1, 1997(7), Addenda to Management Agreement dated July 1, 1997 (8), Addenda to Management Agreement dated July 1, 1998 (10), Management Agreement between USA Offshore Management, Ltd. and AmerInst Insurance Company Ltd. (“AMIC Ltd.”) dated as of December 2, 1999 (12), and Addenda to Agreement between AmerInst Insurance Company Ltd. and USA Offshore Management, Ltd. dated June 2, 2000 (12).
10.6	Escrow Agreement among AIIC, United States Fire Insurance Company and Harris Trust and Savings Bank dated March 7, 1995 (5)
10.7	Security Trust Agreement among AIIC, Harris Trust and Savings Bank and Virginia Surety Company, Inc. dated March 9, 1995 (5) and Agreement of Resignation, Appointment and Acceptance by and among AMIC Ltd., Harris Trust and Savings Bank and The Bank of New York dated as of May 8, 2000 (13)
10.8	Investment Advisory Agreement For Discretionary Accounts between Amerinst Insurance Company and Harris Associates L.P. dated as of January 22, 1996, as amended by the Amendment to Investment Advisory Agreement for Discretionary Accounts dated as of April 2, 1996 (1)
10.9	Exchange Agreement between the Company and AMIG, dated as of January 20, 1999 (1)
10.10	Reinsurance Treaty between AMIC Ltd. and CNA Insurance Companies, effective December 1, 1999 (11)
10.11	Value Plan Reinsurance Treaty between AMIC Ltd. and CNA Insurance Companies, effective December 1, 1999 (11)
10.12	Trust Agreement among AMIC Ltd., Continental Casualty Company and Chase Manhattan Bank dated as of December 21, 2000 (12)
10.13	Investment Counsel Agreement between AMIC Ltd. and Northwest Investment Management, Inc. dated August 1, 2000 (13)
10.14	Registrar and Transfer Agent Agreement between the Company and Butterfield Corporate Services Limited dated as of January 1, 2001 (14)



<u>Exhibit Number</u>	<u>Description</u>
10.15	Reinsurance Treaty between AMIC Ltd. and CNA Insurance Companies, effective January 1, 2002 (15)
10.16	Reinsurance Placement Slip between AMIC Ltd. and Professionals Direct Insurance Company (PDIC) effective January 1, 2003 (16)
10.17	Director Compensation Summary
10.18	Addendum to Agreement between AMIC Ltd. and USA Risk Group (Bermuda) Ltd. effective January 1, 2008. (17)
10.19	Management Agreement between USA Risk Group (Bermuda), Ltd., Cedar Management Limited and AMIC Ltd. dated July 1, 2008
10.20	Addenda to Management Agreement between USA Risk Group (Bermuda), Ltd., Cedar Management Limited and AMIC Ltd. effective July 1, 2008
10.21	Addendum to Management Agreement between USA Risk Group (Bermuda), Ltd., Cedar Management Limited and AMIC Ltd. effective January 1, 2009
21	Subsidiaries of the Registrant
31.1	Certification pursuant to Section 302 of the Sarbanes-Oxley Act of 2002.
31.2	Certification pursuant to Section 302 of the Sarbanes-Oxley Act of 2002.
32.1	Certification of Stuart Grayston pursuant to 18 U.S.C. Section 1350 as adopted pursuant to Section 906 of the Sarbanes-Oxley Act of 2002.
32.2	Certification of Thomas McMahon pursuant to 18 U.S.C. Section 1350 as adopted pursuant to Section 906 of the Sarbanes-Oxley Act of 2002.

- 
- (1) Filed with the Company's Registration Statement on Form S-4, Registration No. 333-64929 and incorporated herein by reference.
  - (2) Filed with AMIG's Annual Report on Form 10-K for the year ended December 31, 1992 and incorporated herein by reference.
  - (3) Filed with AMIG's Annual Report on Form 10-K for the year ended December 31, 1993 and incorporated herein by reference.
  - (4) Filed with AMIG's Annual Report on Form 10-K for the year ended December 31, 1994 and incorporated herein by reference.
  - (5) Filed with AMIG's Quarterly Report on Form 10-Q for the quarter ended September 30, 1995 and incorporated herein by reference.
  - (6) Filed with AMIG's Quarterly Report on Form 10-Q for the quarter ended September 30, 1996 and incorporated herein by reference.
  - (7) Filed with AMIG's Quarterly Report on Form 10-Q for the quarter ended June 30, 1997 and incorporated herein by reference.
  - (8) Filed with AMIG's Quarterly Report on Form 10-Q for the quarter ended September 30, 1997 and incorporated herein by reference.
  - (9) Filed with the Company's Current Annual Report on Form 8 dated December 31, 2008 and incorporated herein by reference.
  - (10) Filed with AMIG's Quarterly Report on Form 10-Q for the quarter ended September 30, 1998 and incorporated herein by reference.

- (11) Filed with the Company's Annual Report on Form 10-K for the year ended December 31, 1999, and incorporated herein by reference.
- (12) Filed with the Company's Quarterly Report on Form 10-Q for the quarter ended June 30, 2000 and incorporated herein by reference.
- (13) Filed with the Company's Annual Report on Form 10-K for the year ended December 31, 2000 and incorporated herein by reference.
- (14) Filed with the Company's Annual Report on Form 10-K for the year ended December 31, 2001 and incorporated herein by reference.
- (15) Filed with the Company's Quarterly Report on Form 10-Q for the quarter ended March 31, 2002 and incorporated herein by reference.
- (16) Filed with the Company's Quarterly Report on Form 10-Q for the quarter ended March 31, 2003 and incorporated herein by reference.
- (17) Filed with the Company's Annual Report on Form 10-K for the year ended December 31, 2007 and incorporated herein by reference.

# corporate information

## **AmerInst Insurance Group, Ltd.**

25 Church Street, Continental Building  
P.O. Box HM 1601  
Hamilton HM GX, Bermuda

## **Legal Counsel**

### **Appleby**

Canon's Court  
22 Victoria Street  
P.O. Box HM 1179  
Hamilton HM FX, Bermuda

### **Gunster, Yoakley & Stewart, P.A.**

777 S. Flagler Drive, Suite 500E  
West Palm Beach, FL 33401

### **Bates & Carey LLP**

191 North Wacker Drive, Suite 2400  
Chicago, IL 60606

## **Transfer Agent and Registrar**

### **Bank of Butterfield**

Butterfield Corporate Services, Ltd.  
Rose Bank Center, 11 Bermudiana Road  
P. O. Box HM 195  
Hamilton HM AX, Bermuda

## **Independent Auditors**

### **Deloitte & Touche**

Corner House, Church & Parliament Streets  
P.O. Box HM 1556  
Hamilton HM FX, Bermuda

## **Annual Report on Form 10-K**

Copies of the AmerInst Insurance Group, Ltd. 2008 Annual Report on Form 10-K filed with the Securities and Exchange Commission are available without charge to stockholders upon written request to:

### **AmerInst Insurance Group, Ltd.**

c/o USA Risk Group, Inc.  
P.O. Box 1330  
Montpelier, Vermont 05601  
Attn: Jennifer M. Hawkins

The Form 10-K is also included within this 2008 Annual Report and is also available on the Securities and Exchange Commission's Internet site at <http://www.sec.gov> and on the AmerInst Internet site at <http://www.Amerinst.bm>.

## **Investor Information**

Shareholder inquiries, requests for transfer, name changes and redemption of shares due to death, retirement or disability should continue to be referred to our Shareholder Services Division:

### **AmerInst Insurance Group, Ltd.**

c/o USA Risk Group, Inc.  
P.O. Box 1330  
Montpelier, Vermont 05601  
Attn: Jennifer M. Hawkins

Shareholder Communications: (800) 422-8141  
Facsimile Communications: (802) 229-6280  
E-mail: [AmerInst@vim.usarisk.com](mailto:AmerInst@vim.usarisk.com)  
Web: <http://www.Amerinst.bm>

# annual meeting

## **The 2009 Annual Meeting of Shareholders**

will be held at 10:00 a.m. on  
Thursday, June 11, 2009 at:  
Fairmont Southampton  
Southampton, Bermuda

*Shareholders are encouraged to attend.*

AmerInst Insurance Group, Ltd.

25 Church Street  
Continental Building  
P.O. Box HM 1601  
Hamilton HM GX  
BERMUDA

